

11—OsiSense XZ

Machine cabling accessories

■ Introduction page 11/2

Pre-wired connectors, PVC

■ Pre-wired connectors, M8 and M12 page 11/6

■ Pre-wired connectors, M8, M12, 1/2"-20UNF and 7/8"-16UN page 11/8

■ Pre-wired connectors, M12 page 11/10

Pre-wired connectors, PUR

■ Pre-wired connectors, Ø8 mm and M8 page 11/12

■ Pre-wired connectors, M12 page 11/14

■ Pre-wired connectors, 1/2" 20UNF and 7/8" 16UN page 11/16

Jumper cables, PUR

■ Jumper cables, M8-M8 and M8-M12 page 11/18

■ Jumper cables, Ø8 mm-M12 and M8-M12 page 11/20

■ Jumper cables, M12-M12 and EN 175301-803-A-M12 page 11/22

Pre-wired connectors, Applications series, PVC

■ Pre-wired connectors, M8, M12, 1/2" 20UNF page 11/26

Jumper cables, Applications series, PVC

■ Jumper cables, M8-M12 and M12-M12 page 11/28

Connectors

■ Connectors, M8 page 11/30

■ Connectors, M12 and 1/2" 20UNF page 11/32

■ Connectors, M18 and EN 175301-803-A page 11/36

■ Connectors, M23 page 11/38

Adapters and accessories

■ Connector adapters page 11/40

■ Accessories page 11/41

Passive splitter boxes

■ Telefast™ ABE9 splitter boxes page 11/42

OsiSense™ XZ

Machine cabling accessories

Cabling systems

Introduction

To meet the requirements of different application sectors, Telemecanique™ Sensors offer a full range of connection accessories.

In particular, the pre-wired connectors and jumper cables have been adapted for use with the OsiSense sensors. These accessories must withstand the same electrical and mechanical stresses and, above all, the same environmental conditions.

The accessories can be divided into three broad categories:

PVC cables: OsiSense XZCPV and XZCRV



PVC cables: OsiSense XZCPV and XZCRV

- Areas of application:
 - Regular use in packaging and conveying
 - Assembly lines in the paper and card industry
 - Small machines
 - Moderate mechanical stress
- Main specifications:
 - Very good value for money
 - Good water resistance
 - Good frictional resistance
 - Permanent contact with oil and grease must be avoided

PVC cables with reinforced connectors: OsiSense XZCPA and XZCRA



PVC cables with reinforced connector:
OsiSense XZCPA and XZCRA

- Areas of application:
 - Specially developed for the food and beverage sector
- Main specifications:
 - Enhanced protection: IP68/IP69K
 - Very good water resistance
 - Impervious to detergents, disinfectants, and chemicals
 - Tolerant of moderate mechanical stress

PUR cables: OsiSense XZCP and XZCR



PUR cables: OsiSense XZCP and XZCR

- Recommended for all industrial applications:
 - Automotive
 - Machine tools
 - Handling
 - Cable carrier
 - Robotics sectors
- Main specifications:
 - High mechanical and chemical performance
 - Good resistance to oil, grease, and coolants
 - Good bending strength and abrasion resistance
 - Good UV resistance



OsiSense XZCC
connectors




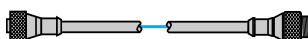
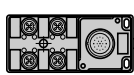


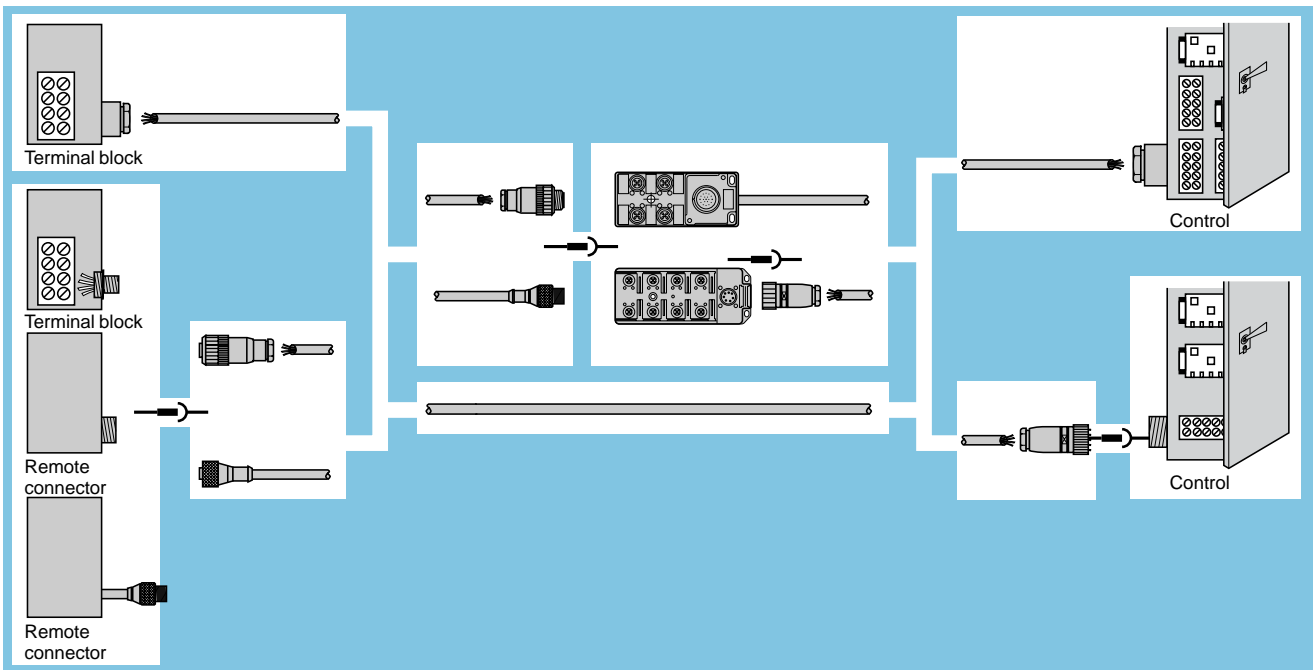
OsiSense XZCE
connector adapters

For cabling kits, Telemecanique sensors offer:

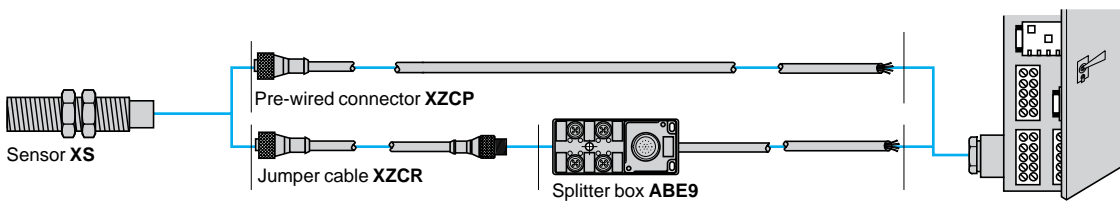
- OsiSense XZCC connectors (screwed, insulation displacement, or soldered)
- OsiSense XZCE connector receptacles, for control panels (for enclosures, junction boxes, etc.)

Cabling accessories

-  Connector adapter **XZCE** for cable gland entry
-  Connector **XZCC**
-  Pre-wired connector **XZCP**
-  Jumper cable **XZCR**
-  Splitter box **ABE9**

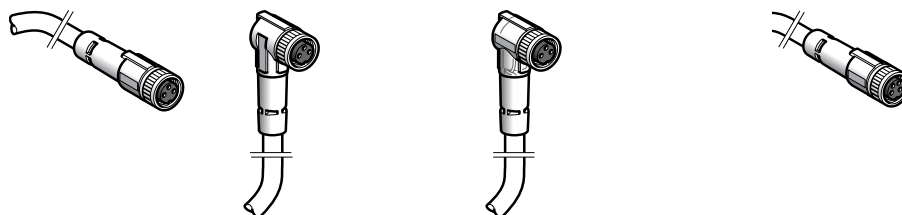


Connection example



Specifications			
Type of cable		High-performance cables XZCP and XZCR See pages 11/12 to 11/25	General use cables XZCPV and XZCRV See pages 11/6 to 11/11
Ambient air temperature			
	For operation	°C (°F) -35 to +90 (-31 to +194)	-25 to +80 (-13 to +176)
	For storage	°C (°F) -55 to +100 (-67 to +212)	-55 to +80 (-67 to +176)
Color		Matte black	Gray
Material	Sheath	PUR/PVC	PVC
	Conductor insulation	PVC	PVC
Manufacturing method		Without silicone and without demolding agent	Without silicone and without demolding agent
Nominal voltage		V 320, conforming to DIN VDE 0110 (III/3)	~ 250 V, ∞ 300 V
Insulation voltage		kV 2.5	2.5
Flame resistance		C2 conforming to NF C 32-070	VW-1 conforming to UL758
Environmental resistance		Resistant to soluble, mineral, or synthetic oils at 194 °F (90 °C)	Conditions of use where not continuously immersed
Bending radius		Dynamic: 15 x external diameter Static: 10 x external diameter	Static: 10 x external diameter
Tensile strength		N/mm ² 20 to 45	10
Hardness		80 ±5 Shore A	70 ±5 Shore A

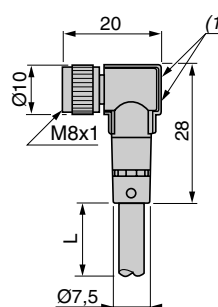
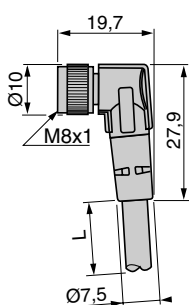
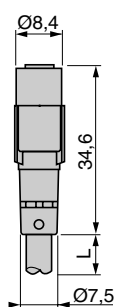
Application series cable with reinforced insulation XZCPA and XZCRA See pages 11/26 to 11/29	Bare cable XZCB4L0●● See page 11/41
-25 to +95 (-13 to +203)	-35 to +90 (-31 to +194)
-25 to +95 (-13 to +203)	-40 to +100 (-40 to +212)
Matte black	Matte black
PVC	PvR (PVC/NBR)
PVC	PVC
Without silicone and without demolding agent	Without silicone and without demolding agent
~ 250 V, --- 300 V	300
3	2, conforming to NFC 32-201-1
C2 conforming to NF C 32-070	C2 conforming to NF C 32-070
Resistant to solvents and detergents	Resistant to soluble, mineral, or synthetic oils at 194 °F (90 °C)
Static: 10 x external diameter	R min. = 3 x external diameter
11	10 to 35
80 ±5 Shore A	70 ±5 Shore A



Connector type	Female, M8, straight	Female, M8, elbowed	Female, M8, elbowed with PNP LED	Female, M8, straight
Number of pins	3	3	3	4
Catalog numbers				
PVC cable	1 m (3.3 ft)	–	–	–
	2 m (6.6 ft)	XZCPV0566L2	XZCPV0666L2	XZCPV0766L2
	5 m (16.4 ft)	XZCPV0566L5	XZCPV0666L5	XZCPV0766L5
	10 m (32.8 ft)	XZCPV0566L10	XZCPV0666L10	XZCPV0766L10
Weight, kg (lb)	2 m (6.6 ft)	0.084 (0.19)	0.084 (0.19)	0.090 (0.20)
	5 m (16.4 ft)	0.153 (0.34)	0.153 (0.34)	0.180 (0.40)
	10 m (32.8 ft)	0.316 (0.70)	0.316 (0.70)	0.360 (0.79)

Specifications					
Certifications		cULus		cULus	
Connection type		Screw threaded (metal clamping ring)		Screw threaded (metal clamping ring)	
Degree of protection		IP65		IP65	
Ambient temperature	Static	–25 to +80 °C (–13 to +176 °F)		–25 to +80 °C (–13 to +176 °F)	
Cabling		Ø4.6 mm cable conductor c.s.a.: 3 x 0.25 mm ²		Ø4.6 mm cable / conductor c.s.a.: 3 x 0.25 mm ²	Ø4.6 mm cable / conductor c.s.a.: 4 x 0.25 mm ²
LED indicators		–		2 PNP LEDs	–
Nominal voltage		~ 60 V, --- 75 V		--- 10 to 30 V	~ 60 V, --- 75 V
Nominal current		3 A		3 A	3 A
Nominal tightening torque		0.2 N•m (1.77 lb-in)		0.2 N•m (1.77 lb-in)	0.2 N•m (1.77 lb-in)
Insulation resistance		> 10 ⁹ Ω		> 10 ⁹ Ω	> 10 ⁹ Ω
Contact resistance		≤ 5 mΩ		≤ 5 mΩ	≤ 5 mΩ

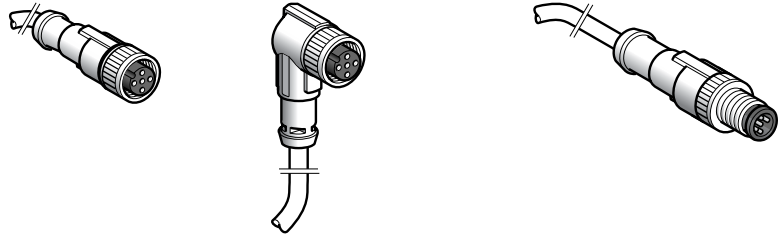
Dimensions



(1) 2 LEDs.
Cable: 2, 5, or 10 m (6.6, 16.4, or 32.8 ft).

Connections

LED connection	Connector	
XZCPV0766L	XZCPV0666L	XZCPV0941L



Connector type	Female, M12, straight	Female, M12, elbowed	Male, M12, straight
Number of pins	5	5	5

Catalog numbers

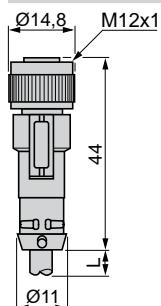
PVC cable	1 m (3.3 ft)	2 m (6.6 ft)	5 m (16.4 ft)	10 m (32.8 ft)	XZCPV1164L1	XZCPV1264L2	XZCPV1264L5	XZCPV1264L10	XZCPV1564L1	XZCPV1564L2	XZCPV1564L5	
Weight, kg (lb)	1 m (3.3 ft)	2 m (6.6 ft)	5 m (16.4 ft)	10 m (32.8 ft)	–	0.100 (0.22)	0.100 (0.22)	0.360 (0.79)	–	0.075 (0.17)	0.100 (0.22)	0.180 (0.40)

Specifications

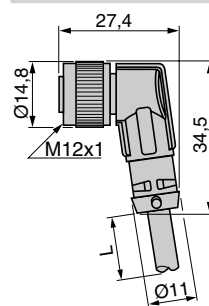
Certifications	UL
Connection type	Screw threaded (metal clamping ring)
Cable material	PVC, gray
Degree of protection	IP65, IP67
Ambient air temperature	Static cable
Cabling	–25 to +80 °C (–13 to +176 °F)
Nominal voltage	~ 250 V, --- 300 V
Nominal current	3 A
Nominal tightening torque	0.4 N·m (3.54 lb-in)
Insulation resistance	> 10 ⁹ Ω
Contact resistance	≤ 5 m Ω

Dimensions

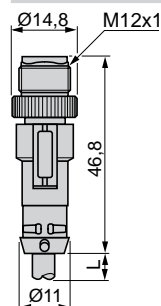
XZCPV1164L●



XZCPV1264L●



XZCPV1564L●

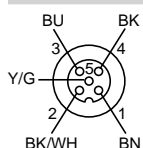


Cable: 1, 2, 5, or 10 m (3.3, 6.6, 16.4, or 32.8 ft).

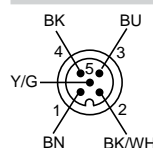
Connections

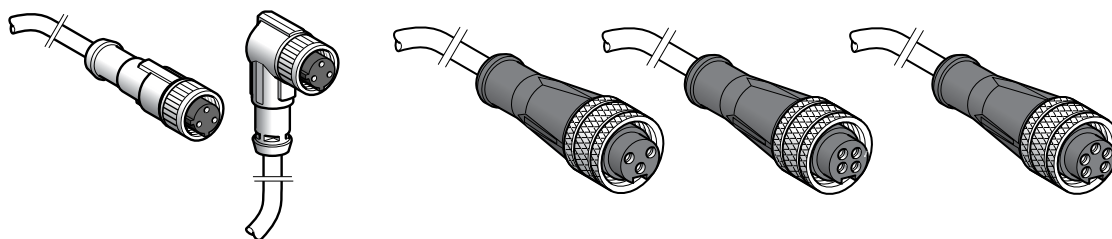
Connectors

XZCPV1164L● and XZCPV1264L●



XZCPV1564L●





Connector type	Female, 1/2"-20UNF, straight	Female, 1/2"-20UNF, elbowed	Female, 7/8"-16UN, straight	Female, 7/8"-16UN, straight	Female, 7/8"-16UN, straight
Number of pins	3	3	3	4	5

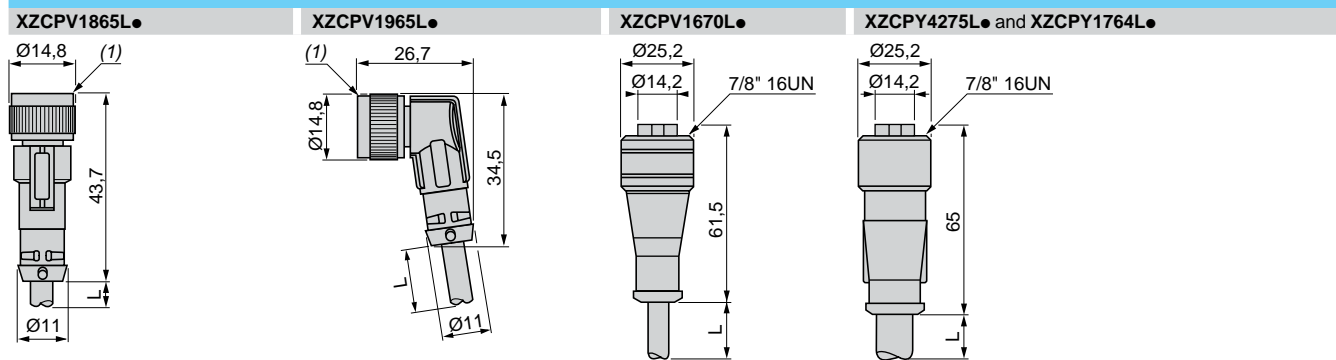
Catalog numbers

PVC cable	2 m (6.6 ft)	XZCPV1865L2	XZCPV1965L2	XZCPV1670L2	XZCPY4275L2 ▲	XZCPY1764L2 ▲
	5 m (16.4 ft)	XZCPV1865L5	XZCPV1965L5	XZCPV1670L5	XZCPY4275L5 ▲	XZCPY1764L5 ▲
	10 m (32.8 ft)	XZCPV1865L10	XZCPV1965L10	XZCPV1670L10	XZCPY4275L10 ▲	XZCPY1764L10 ▲
Weight, kg (lb)	2 m (6.6 ft)	0.140 (0.31)	0.140 (0.31)	0.300 (0.66)	–	–
	5 m (16.4 ft)	0.350 (0.77)	0.350 (0.77)	0.500 (1.10)	–	–
	10 m (32.8 ft)	0.700 (1.54)	0.700 (1.54)	0.850 (1.87)	–	–
	1.8 m (6 ft)	–	–	–	0.340 (0.75)	0.400 (0.88)
	4.6 m (15 ft)	–	–	–	0.850 (1.87)	1.000 (2.20)
	9.2 m (30 ft)	–	–	–	1.700 (3.75)	1.900 (4.19)

Specifications

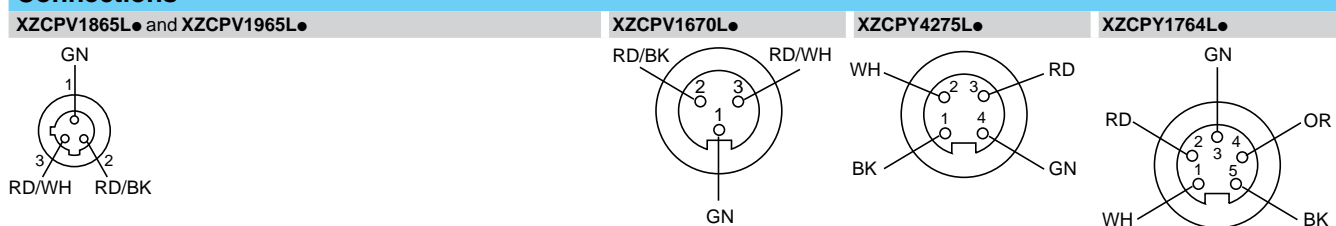
Certifications	UL	–	–	–
Connection type	Screw threaded (metal clamping ring)	Screw threaded (metal clamping ring)	Screw threaded (metal clamping ring)	Screw threaded (metal clamping ring)
Cable material	PVC, yellow	PVC, yellow	PVC, yellow, STOOW	PVC, yellow, STOOW
Degree of protection	IP65, IP67	IP67	IP67	IP67
Ambient air temperature	Static cable	–25 to +80 °C (–13 to +176 °F)	–25 to +80 °C (–13 to +176 °F)	–25 to +80 °C (–13 to +176 °F)
Cabling	Ø4.6 mm cable, conductor c.s.a.: 3 x 0.34 mm ²	Ø5.2 mm cable, conductor c.s.a.: 3 x 0.75 mm ²	Ø10.8 mm cable, conductor c.s.a.: 4 x 1.5 mm ² (16 AWG)	Ø8.1 mm cable, conductor c.s.a.: 5 x 1.5 mm ² (16 AWG)
Nominal voltage	~ 250 V, ~ 300 V	~ 250 V, ~ 300 V	~ 600 V	~ 600 V
Nominal current	4 A	7 A	10 A	10 A
Nominal tightening torque	0.4 N•m (3.54 lb-in)	0.8 N•m (7.08 lb-in)	0.8 N•m (7.08 lb-in)	0.8 N•m (7.08 lb-in)
Insulation resistance	> 10 ⁹ Ω	> 10 ⁹ Ω	> 10 ⁹ Ω	> 10 ⁹ Ω
Contact resistance	≤ 5 m Ω	≤ 5 m Ω	≤ 5 m Ω	≤ 5 m Ω

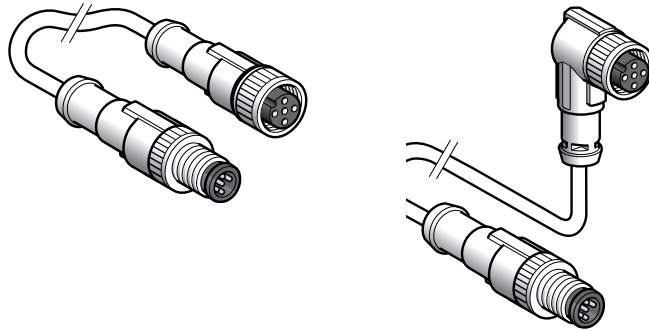
Dimensions



▲: Available 2nd half 2012.

Connections

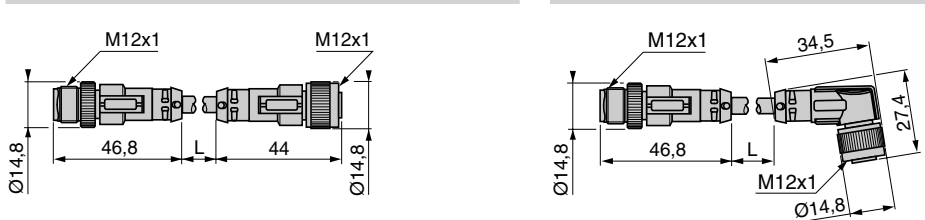




Male connector type	M12, 3-pin, straight		
Female connector type	M12, 3-pin, straight	M12, 3-pin, elbowed	
Number of conductors	3		
Catalog numbers			
PVC cable	1 m (3.3 ft)	XZCRV1511040A1	XZCRV1512040A1
	2 m (6.6 ft)	XZCRV1511040A2	XZCRV1512040A2
Weight, kg (lb)	1 m (3.3 ft)	0.064 (0.14)	0.068 (0.15)
	2 m (6.6 ft)	0.099 (0.22)	0.100 (0.22)

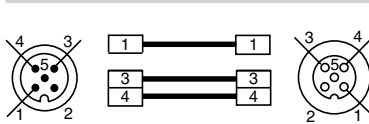
Specifications	
Certifications	UL pending
Connection type	Male and female: screw threaded (metal clamping ring)
Degree of protection	IP65
Ambient temperature	Static
Cabling	Ø4.6 mm cable conductor c.s.a.: 3 x 0.25 mm ²
Nominal voltage	~ 250 V, ~ 300 V
Nominal current	3 A
Nominal tightening torque	0.4 N·m (3.54 lb-in)
Insulation resistance	> 10 ⁹ Ω
Contact resistance	≤ 5 mΩ

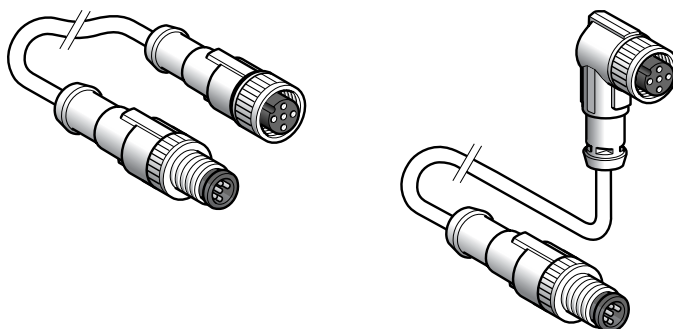
Dimensions



Cable: 1 or 2 m (3.3 or 6.6 ft).

Connections





Male connector type	M12, 4-pin, straight	
Female connector type	M12, 4-pin, straight	M12, 4-pin, elbowed
Number of conductors	4	

Catalog numbers

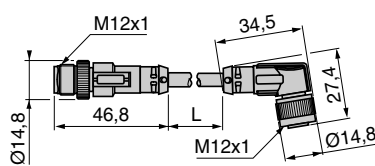
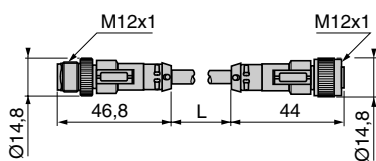
PVC cable	1 m (3.3 ft)	XZCRV1511041C1	XZCRV1512041C1
	2 m (6.6 ft)	XZCRV1511041C2	XZCRV1512041C2
	5 m (16.4 ft)	XZCRV1511041C5	XZCRV1512041C5
Weight, kg (lb)	1 m (3.3 ft)	0.064 (0.14)	0.067 (0.15)
	2 m (6.6 ft)	0.109 (0.24)	0.106 (0.23)
	5 m (16.4 ft)	0.140 (0.31)	0.230 (0.51)

Specifications

Certifications	UL pending
Connection type	Male and female: screw threaded (metal clamping ring)
Degree of protection	IP65
Ambient temperature	Static
Cabling	-25 to +80 °C (-13 to +176 °F) Ø4.6 mm cable conductor c.s.a.: 4 x 0.25 mm ²
Nominal voltage	~ 250 V, ~ 300 V
Nominal current	3 A
Nominal tightening torque	0.4 N•m (3.54 lb-in)
Insulation resistance	> 10 ⁹ Ω
Contact resistance	≤ 5 mΩ

Dimensions

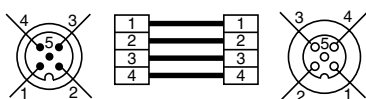
XZCRV1511041C●	XZCRV1512041C●
-----------------------	-----------------------



Cable: 1 or 2 m (3.3 or 6.6 ft).

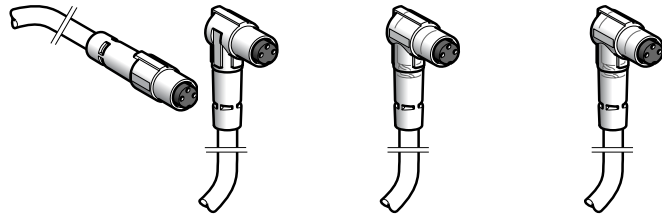
Connections

XZCRV1511041C● and XZCRV1512041C●



OsiSense™ XZ Machine cabling accessories

Pre-wired connectors, Ø8 mm and M8
PUR cable



Connector type		Female, Ø8 mm, straight	Female, Ø8 mm, elbowed	Female, Ø8 mm, elbowed with PNP LED	Female, Ø8 mm, elbowed with NPN LED
Number of pins		3			
Catalog numbers					
PUR cable (see page 11/4)	2 m (6.6 ft)	XZCP0166L2	XZCP0266L2	XZCP0366L2	XZCP0466L2
	5 m (16.4 ft)	XZCP0166L5	XZCP0266L5	XZCP0366L5	XZCP0466L5
	10 m (32.8 ft)	XZCP0166L10	XZCP0266L10	XZCP0366L10	XZCP0466L10
Weight	2 m (6.6 ft)	0.050 (0.11)			
	5 m (16.4 ft)	0.110 (0.24)			
	10 m (32.8 ft)	0.215 (0.47)			

Specifications

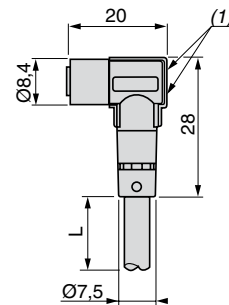
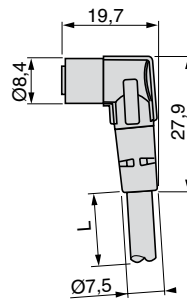
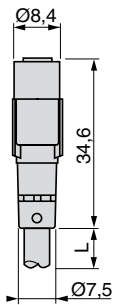
Certifications	cULus			
Connection type	Clip (clip-together connectors, without clamping ring)		Clip (clip-together connectors, without clamping ring)	
Degree of protection	IP67 (when correctly clipped together)		IP65 (when correctly clipped together)	
Ambient air temperature	Static cable	-35 to +90 °C (-31 to +194 °F)		-35 to +90 °C (-31 to +194 °F)
	Flexing cable	-5 to +90 °C (23 to +194 °F)		-5 to +90 °C (23 to +194 °F)
Cabling	Ø5.2 mm cable, conductor c.s.a.: 3 x 0.34 mm ²		Ø5.2 mm cable, conductor c.s.a.: 3 x 0.34 mm ²	
LED indicators	-		2 PNP LEDs	2 NPN LEDs
Nominal voltage	~ 60 V, --- 75 V		--- 10 to 30 V	
Nominal current	4 A		4 A	
Insulation resistance	> 10 ⁹ Ω		> 10 ⁹ Ω	
Contact resistance	≤ 5 mΩ		≤ 5 mΩ	

Dimensions

XZCP0166L●

XZCP0266L●

XZCP0366L●, XZCP0466L●

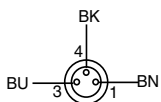


(1) 2 LEDs.

Cable: 2, 5, or 10 m (6.6, 16.4, or 32.8 ft).

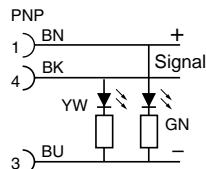
Connections

XZCP0●66L●

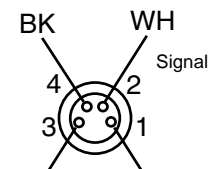


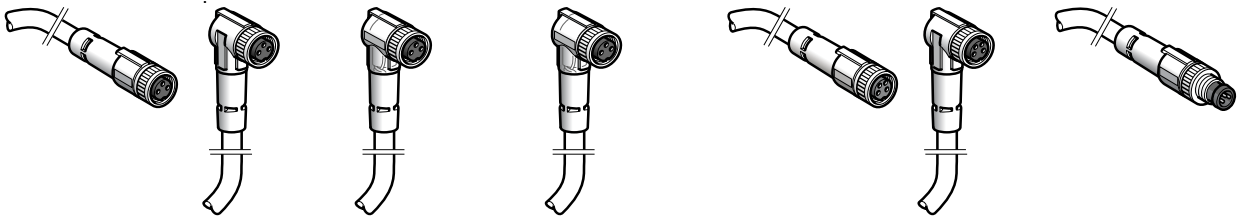
LED connection

XZCP0366L●



XZCP0466L●





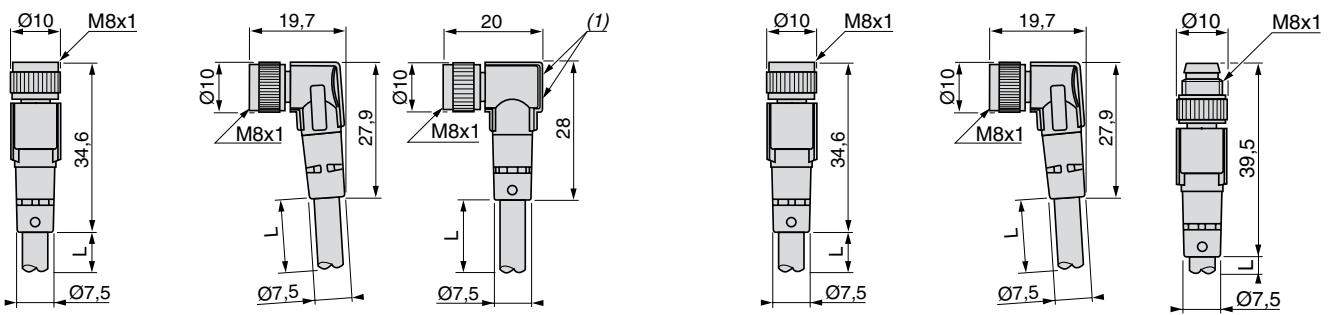
Female, M8, straight	Female, M8, elbowed	Female, M8, elbowed with PNP LED	Female, M8, elbowed with NPN LED	Female, M8, straight	Female, M8, elbowed	Male, M8, straight
3				4		3

XZCP0566L2	XZCP0666L2	XZCP0766L2	XZCP0866L2	XZCP0941L2	XZCP1041L2	XZCP2737L05
XZCP0566L5	XZCP0666L5	XZCP0766L5	XZCP0866L5	XZCP0941L5	XZCP1041L5	XZCP2737L1
XZCP0566L10	XZCP0666L10	XZCP0766L10	XZCP0866L10	XZCP0941L10	XZCP1041L10	XZCP2737L2

0.060 kg (0.13 lb)				0.080 kg (0.18 lb)		0.5 m (1.6 ft) = 0.030 (0.07), 1 m (3.3 ft) = 0.050 (0.11), 2 m (6.6 ft) = 0.080 (0.18)
0.120 kg (0.26 lb)				0.180 kg (0.40 lb)		
0.225 kg (0.50 lb)				0.360 kg (0.79 lb)		

cULus		Screw threaded (metal clamping ring)		Screw threaded (metal clamping ring)		Screw threaded (metal clamping ring)		Screw threaded and clip (metal clamping ring)	
IP67 (with clamping ring correctly tightened)		IP67 (with clamping ring correctly tightened)		IP67 (with clamping ring correctly tightened)		IP67 (with clamping ring correctly tightened)		IP67 (with clamping ring correctly tightened)	
-35 to +90 °C (-31 to +194 °F)		-35 to +90 °C (-31 to +194 °F)		-35 to +90 °C (-31 to +194 °F)		-35 to +90 °C (-31 to +194 °F)		-35 to +90 °C (-31 to +194 °F)	
-5 to +90 °C (23 to +194 °F)		-5 to +90 °C (23 to +194 °F)		-5 to +90 °C (23 to +194 °F)		-5 to +90 °C (23 to +194 °F)		-5 to +90 °C (23 to +194 °F)	
Ø5.2 mm cable, conductor c.s.a.: 3 x 0.34 mm ²		Ø5.2 mm cable, conductor c.s.a.: 3 x 0.34 mm ²		Ø5.2 mm cable, conductor c.s.a.: 3 x 0.34 mm ²		Ø5.2 mm cable, conductor c.s.a.: 4 x 0.34 mm ²		Ø5.2 mm cable, conductor c.s.a.: 3 x 0.34 mm ²	
-		2 PNP LEDs		2 NPN LEDs		-		-	
~ 60 V, --- 75 V		--- 10 to 30 V		~ 60 V, --- 75 V		~ 60 V, --- 75 V		~ 60 V, --- 75 V	
4 A		4 A		4 A		4 A		4 A	
> 10 ⁹ Ω		> 10 ⁹ Ω		> 10 ⁹ Ω		> 10 ⁹ Ω		> 10 ⁹ Ω	
≤ 5 mΩ		≤ 5 mΩ		≤ 5 mΩ		≤ 5 mΩ		≤ 5 mΩ	

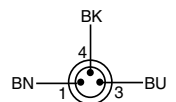
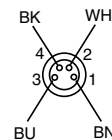
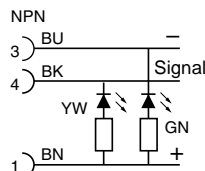
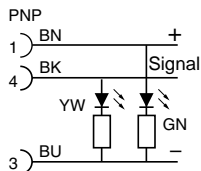
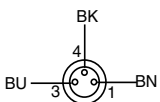
XZCP0566L●	XZCP0666L●	XZCP0766L●, XZCP0866L●	XZCP0941L●	XZCP1041L●	XZCP2737L●
-------------------	-------------------	-------------------------------	-------------------	-------------------	-------------------



Cable: 2, 5, or 10 m (6.6, 16.4, or 32.8 ft).

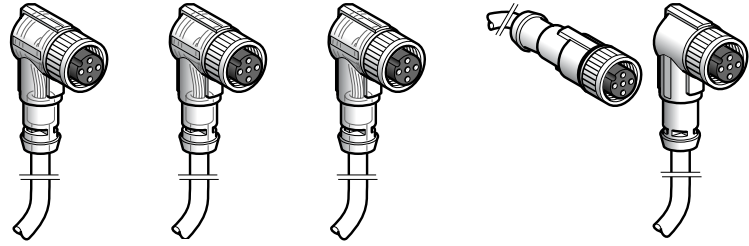
Cable: 0.5, 1, or 2 m (1.6, 3.3, or 6.6 ft).

XZCP0●66L●	LED connection	XZCP0766L●	XZCP0866L●	XZCP●●41L●	XZCP2737L●
-------------------	-----------------------	-------------------	-------------------	-------------------	-------------------



OsiSense™ XZ Machine cabling accessories

Pre-wired connectors, M12
PUR cable



Connector type	Female, M12, elbowed with LED	Female, M12, elbowed with LED	Female, M12, elbowed with LED	Female, M12, straight	Female, M12, elbowed
Number of pins	3			4	

Catalog numbers

PUR cable (see page 11/4)	0.5 m (1.6 ft)	-				
	1 m (3.3 ft)	-				
	2 m (6.6 ft)	XZCP2540L2	XZCP1340L2	XZCP1440L2	XZCP1141L2	XZCP1241L2
	5 m (16.4 ft)	XZCP2540L5	XZCP1340L5	XZCP1440L5	XZCP1141L5	XZCP1241L5
	10 m (32.8 ft)	XZCP2540L10	XZCP1340L10	XZCP1440L10	XZCP1141L10	XZCP1241L10
	15 m (49.2 ft)	-	-	-	XZCP1141L15	XZCP1241L15
Weight, kg (lb)	20 m (65.6 ft)	-	-	-	XZCP1141L20	XZCP1241L20
	2 m (6.6 ft)	0.080 (0.18)			0.090 kg (0.20 lb)	
	5 m (16.4 ft)	0.180 (0.40)			0.190 kg (0.42 lb)	
	10 m (32.8 ft)	0.350 (0.77)			0.370 kg (0.82 lb)	
	15 m (49.2 ft)	-			0.500 kg (1.10 lb)	
20 m (65.6 ft)	-			0.750 kg (1.65 lb)		

Specifications

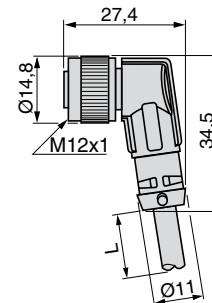
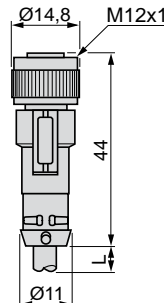
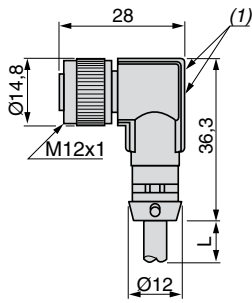
Certifications	cULus				
Connection type	Screw threaded (stainless steel clamping ring)		Screw threaded (metal clamping ring)		Screw threaded (metal clamping ring)
Degree of protection	IP67 (with clamping ring correctly tightened)				IP67 (with clamping ring correctly tightened)
Ambient air temperature	Static cable	-35 to +90 °C (-31 to +194 °F)			-35 to +90 °C (-31 to +194 °F)
	Flexing cable	-5 to +90 °C (23 to +194 °F)			-5 to +90 °C (23 to +194 °F)
Cabling	Ø5.2 mm cable, conductor c.s.a.: 3 x 0.34 mm ²				Ø5.2 mm cable, conductor c.s.a.: 4 x 0.34 mm ²
LED indicators	2 PNP LEDs	2 PNP LEDs	2 NPN LEDs	-	
Nominal voltage	~ 10 to 30 V				~ 250 V, ~ 300 V
Nominal current	4 A				4 A
Insulation resistance	> 10 ⁹ Ω				> 10 ⁹ Ω
Contact resistance	≤ 5 mΩ				≤ 5 mΩ

Dimensions

XZCP2540L●, XZCP1340L●, XZCP1440L●

XZCP1141L●

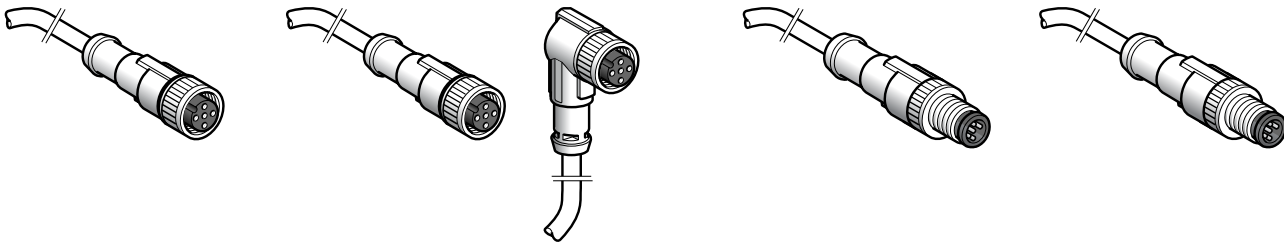
XZCP1241L●



(1) 2 LEDs. Cable: 2, 5, or 10 m (6.6, 16.4, or 32.8 ft).

Connections

	LED connection		
XZCP2540L●, XZCP1●40L●	XZCP2540L●, XZCP1340L●	XZCP1440L●	XZCP1●41L●

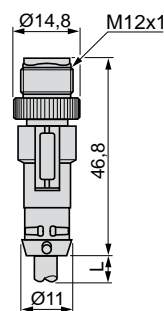
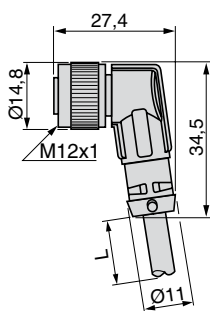
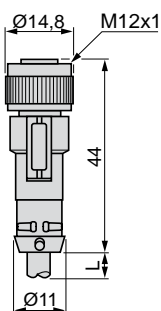


Female, M12, straight	Female, M12, straight	Female, M12, elbowed	Male, M12, straight	Male, M12, straight
4	5	5	4	5
-			XZCP1541L05	XZCP1564L05
-			XZCP1541L1	XZCP1564L1
XZCP1169L2	XZCP1164L2	XZCP1264L2	XZCP1541L2	XZCP1564L2
XZCP1169L5	XZCP1164L5	XZCP1264L5	-	-
XZCP1169L10	XZCP1164L10	XZCP1264L10	-	-
-	-	-	-	-
-	-	-	-	-
0.105 (0.23)	0.115 (0.25)		0.5 m (1.6 ft) = 0.030 (0.07)	0.5 m (1.6 ft) = 0.040 (0.09)
0.260 (0.57)	0.270 (0.60)		1 m (3.3 ft) = 0.050 (0.11)	1 m (3.3 ft) = 0.065 (0.14)
0.500 (1.10)	0.520 (1.15)		2 m (6.6 ft) = 0.085 (0.19)	2 m (6.6 ft) = 0.115 (0.25)
-	-		-	-
-	-		-	-
cULus			cULus	
Screw threaded (metal clamping ring)			Screw threaded (metal clamping ring)	
IP67 (with clamping ring correctly tightened)			IP67 (with clamping ring correctly tightened)	
-35 to +90 °C (-31 to +194 °F)			-35 to +90 °C (-31 to +194 °F)	
-5 to +90 °C (23 to +194 °F)			-5 to +90 °C (23 to +194 °F)	
Ø5.7 mm cable, conductor c.s.a.: 4 x 0.34 mm ²	Ø5.9 mm cable, conductor c.s.a.: 5 x 0.34 mm ²		Ø5.2 mm cable, conductor c.s.a.: 4 x 0.34 mm ²	Ø5.9 mm cable, conductor c.s.a.: 4 x 0.34 mm ² + 1 x 0.5 mm ²
-	-		-	-
~ 250 V, --- 300 V	~ 30 V, --- 36 V		~ 250 V, --- 300 V	~ 30 V, --- 36 V
4 A	4 A		4 A	4 A
> 10 ⁹ Ω	> 10 ⁹ Ω		> 10 ⁹ Ω	> 10 ⁹ Ω
≤ 5 mΩ	≤ 5 mΩ		≤ 5 mΩ	≤ 5 mΩ

XZCP1169L●, XZCP1164L●

XZCP1264L●

XZCP1541L●, XZCP1564L●



Cable: 2, 5, or 10 m (6.6, 16.4, or 32.8 ft).

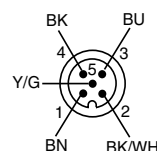
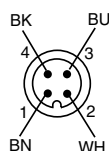
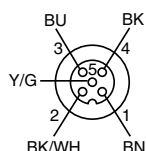
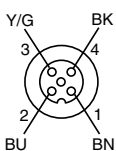
Cable: 0.5, 1, or 2 m (1.6, 3.3, or 6.6 ft).

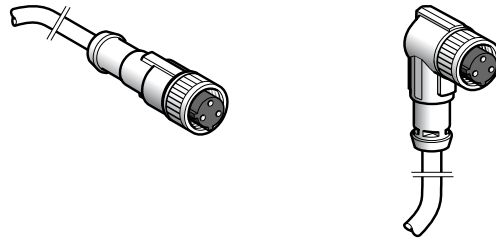
XZCP1169L●

XZCP1●64L●

XZCP1541L●

XZCP1564L●



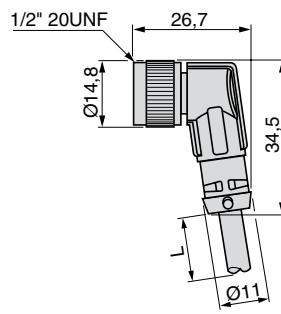
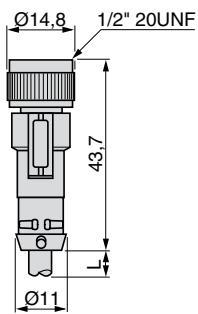


Connector type	Female, 1/2"-20UNF, straight	Female, 1/2"-20UNF, elbowed	
Number of pins	3		
Catalog numbers			
PUR cable (see page 11/4)	2 m (6.6 ft)	XZCP1865L2	XZCP1965L2
	5 m (16.4 ft)	XZCP1865L5	XZCP1965L5
	10 m (32.8 ft)	XZCP1865L10	XZCP1965L10
Weight, kg (lb)	2 m (6.6 ft)	0.080 (0.18)	
	5 m (16.4 ft)	0.180 (0.40)	
	10 m (32.8 ft)	0.350 (0.77)	

Specifications	
Certifications	cULus
Connection type	Screw threaded (metal clamping ring)
Degree of protection	IP67 (with clamping ring correctly tightened)
Ambient air temperature	-35 to +80 °C (-31 to +176 °F)
Cabling	Ø5.2 mm cable, conductor c.s.a.: 3 x 0.34 mm ²
LED indicators	-
Nominal voltage	~ 250 V, --- 300 V
Nominal current	4 A
Insulation resistance	> 10 ⁹ Ω
Contact resistance	≤ 5 mΩ

Dimensions

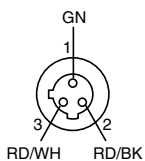
XZCP1865L● XZCP1965L●

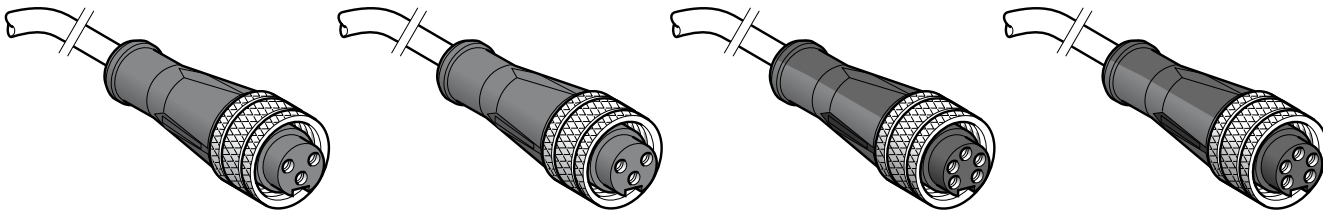


Cable: 2, 5, or 10 m (6.6, 16.4, or 32.8 ft).

Connections

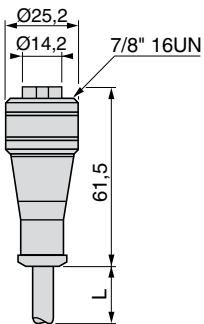
XZCP1●65L●





Female, 7/8"-16UN, straight 3	Female, 7/8"-16UN, straight	Female, 7/8"-16UN, straight 5	Female, 7/8"-16UN, straight
XZCP1662L2	XZCP1670L2	XZCP1764L2	XZCP1771L2
XZCP1662L5	XZCP1670L5	XZCP1764L5	XZCP1771L5
-	XZCP1670L10	XZCP1764L10	XZCP1771L10
0.180 kg (0.40 lb)	0.180 kg (0.40 lb)	0.185 kg (0.41 lb)	0.190 kg (0.42 lb)
0.420 kg (0.93 lb)	0.420 kg (0.93 lb)	0.460 kg (1.01 lb)	0.475 kg (1.04 lb)
-	0.820 kg (1.81 lb)	0.900 kg (1.98 lb)	0.950 kg (2.09 lb)
Screw threaded (metal clamping ring) IP67 (with clamping ring correctly tightened) -35 to +80 °C (-31 to +176 °F)		Screw threaded (metal clamping ring) IP67 (with clamping ring correctly tightened) -35 to +80 °C (-31 to +176 °F)	
Ø5 mm cable conductor c.s.a.: 3 x 0.5 mm ²	Ø5 mm cable conductor c.s.a.: 3 x 0.5 mm ²	Ø5.9 mm cable conductor c.s.a.: 5 x 0.34 mm ²	Ø6.7 mm cable conductor c.s.a.: 5 x 0.5 mm ²
-	-	-	-
~ 250 V	~ 250 V	~ 250 V	~ 250 V
6 A	6 A	4 A	6 A
> 10 ⁹ Ω	> 10 ⁹ Ω	> 10 ⁹ Ω	> 10 ⁹ Ω
≤ 5 mΩ	≤ 5 mΩ	≤ 5 mΩ	≤ 5 mΩ

XZCP1662L●, XZCP1670L●, XZCP1764L●, XZCP1771L●

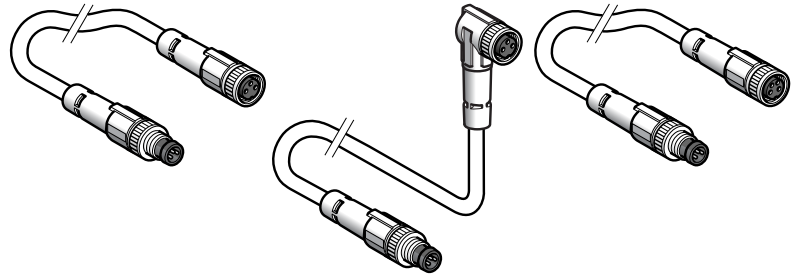


Cable: 2, 5, or 10 m (6.6, 16.4, or 32.8 ft).

XZCP1662L●	XZCP1670L●	XZCP1764L●	XZCP1771L●

OsiSense™ XZ Machine cabling accessories

Jumper cables, M8-M8 and M8-M12
PUR cable



Male connector type	M8, 3-pin, straight		
Female connector type	M8, 3-pin, straight	M8, 3-pin, elbowed	M8, 4-pin, straight
Number of conductors	3	3	3

Catalog numbers

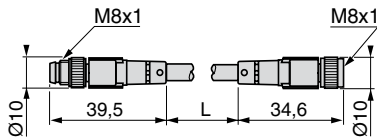
PUR cable	1 m (3.3 ft)	XZCR2705037R1	XZCR2706037R1	XZCR2709037S1
	2 m (6.6 ft)	XZCR2705037R2	XZCR2706037R2	XZCR2709037S2
Weight, kg (lb)	1 m (3.3 ft)	0.060 (0.13)		
	2 m (6.6 ft)	0.090 (0.20)		

Specifications

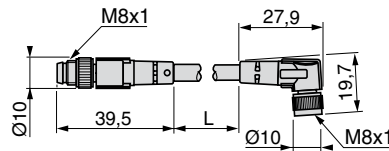
Certifications	cULus		
Connection type	Male: screw threaded and clip. Female: screw threaded. Metal clamping ring.		
Degree of protection	IP67		
Ambient air temperature	Static cable	-35 to +90 °C (-31 to +194 °F)	
	Flexing cable	-5 to +90 °C (23 to +194 °F)	
Conductor c.s.a.	3 x 0.34 mm ²		
Cable diameter	5.2 mm		
Nominal voltage	~ 60 V, ~ 45 V		
Nominal current	4 A		
Insulation resistance	> 10 ⁹ Ω		
Contact resistance	≤ 5 mΩ		

Dimensions

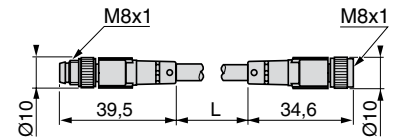
XZCR2705037R●



XZCR2706037R●

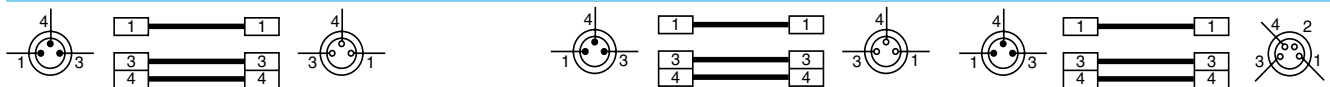


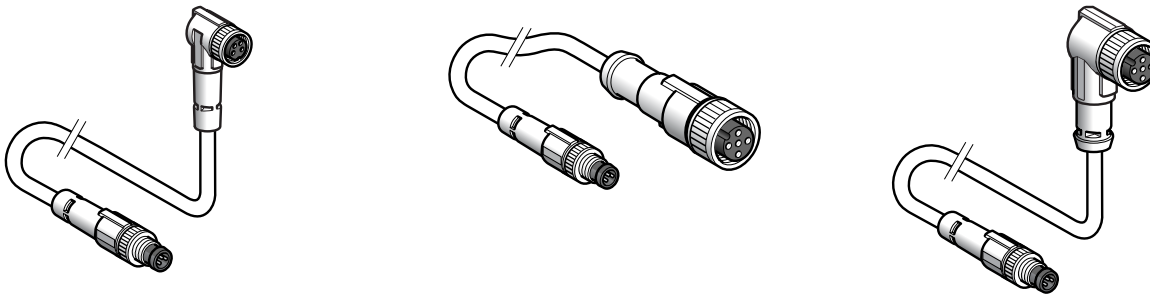
XZCR2709037S●



Cable: 1 or 2 m (3.3 or 6.6 ft).

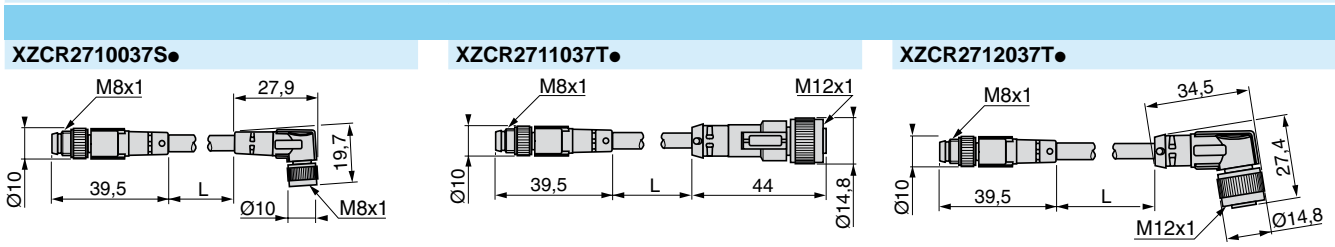
Connections



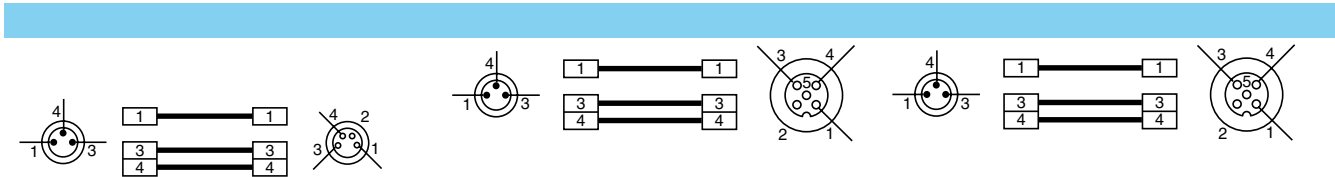


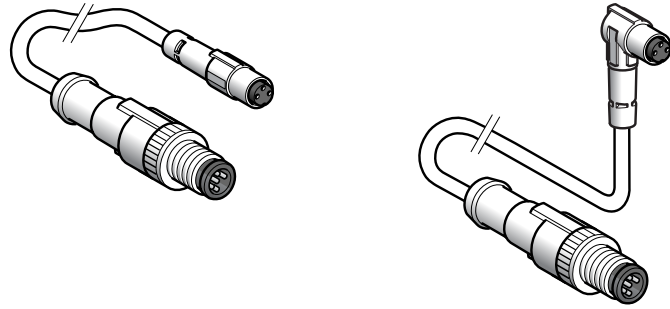
M8, 3-pin, straight	M12, 5-pin, straight	M12, 5-pin, elbowed
M8, 4-pin, elbowed	M12, 5-pin, straight	M12, 5-pin, elbowed
3	3	3
XZCR2710037S1	XZCR2711037T1	XZCR2712037T1
XZCR2710037S2	XZCR2711037T2	XZCR2712037T2
0.060 (0.13)	0.065 (0.14)	0.065 (0.14)
0.090 (0.20)	0.093 (0.21)	0.093 (0.21)

cULus
Male: screw threaded and clip. Female: screw threaded. Metal clamping ring.
IP67
-35 to +90 °C (-31 to +194 °F)
-5 to +90 °C (23 to +194 °F)
3 x 0.34 mm ²
5.2 mm
~ 60 V, ~ 45 V
4 A
> 10 ⁹ Ω
≤ 5 mΩ



Cable: 1 or 2 m (3.3 or 6.6 ft).

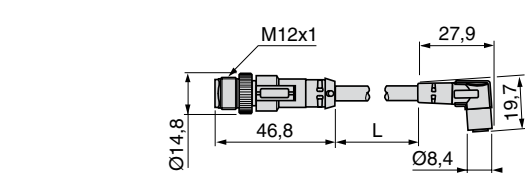
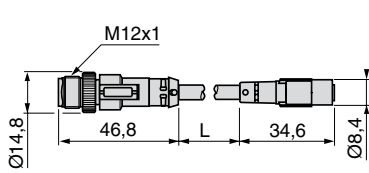




		Clip	
Male connector type	M12, 3-pin, straight		
Female connector type	Ø8 mm, 3-pin, straight	Ø8 mm, 3-pin, elbowed	
Number of conductors	3		
Catalog numbers			
PUR cable (see page 11/4)	1 m (3.3 ft)	XZCR1501040G1	XZCR1502040G1
	2 m (6.6 ft)	XZCR1501040G2	XZCR1502040G2
Weight, kg (lb)	1 m (3.3 ft)	0.050 (0.11)	
	2 m (6.6 ft)	0.080 kg (0.18 lb)	

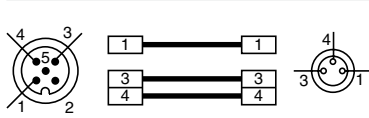
Specifications		
Certifications	cULus	
Connection type	Male: screw threaded. Female: clip (1).	
Degree of protection	IP67 (when correctly clipped together or with clamping ring correctly tightened)	
Ambient air temperature	Static cable	-35 to +90 °C (-31 to +194 °F)
	Flexing cable	-5 to +90 °C (+23 to +194 °F)
Conductor c.s.a.	3 x 0.34 mm ²	
Cable diameter	5.2 mm	
Nominal voltage	~ 60 V, --- 75 V	
Nominal current	4 A	
Insulation resistance	> 10 ⁹ Ω	
Contact resistance	≤ 5 mΩ	

Dimensions

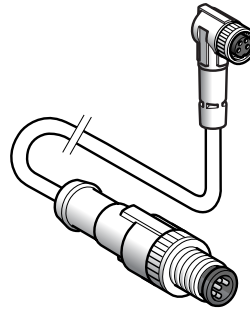
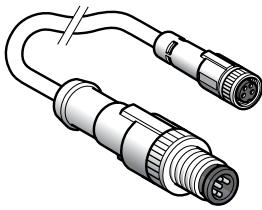


Cable: 1 or 2 m (3.3 or 6.6 ft).

Connections



(1) Clip-together connector, without clamping ring.



Screw threaded

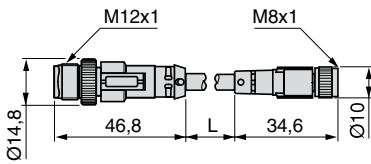
M12, 3-pin, straight	M8, 3-pin, straight	M8, 3-pin, elbowed	M12, 4-pin, straight	M8, 4-pin, straight	M8, 4-pin, elbowed
3			4		

XZCR1509040H1	XZCR1510040H1	XZCR1509041J1	XZCR1510041J1
XZCR1509040H2	XZCR1510040H2	XZCR1509041J2	XZCR1510041J2
0.050 (0.11)		0.055 (0.12)	
0.080 (0.18)		0.090 (0.20)	

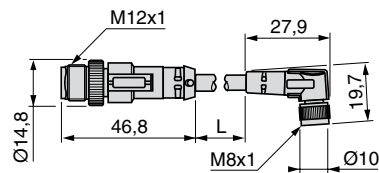
cULus

Male and female: screw threaded	
IP67 (with clamping ring correctly tightened)	
-35 to +90 °C (-31 to +194 °F)	
-5 to +90 °C (23 to +194 °F)	
3 x 0.34 mm ²	4 x 0.34 mm ²
5.2 mm	
~ 60 V, ~ 75 V	
4 A	
> 10 ⁹ Ω	
≤ 5 mΩ	

XZCR1509040H●, XZCR1509041J●

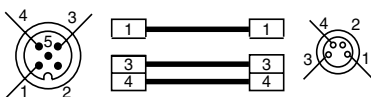


XZCR1510040H●, XZCR1510041J●

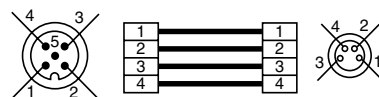


Cable: 1 or 2 m (3.3 or 6.6 ft).

XZCR1509040H●, XZCR1510040H●

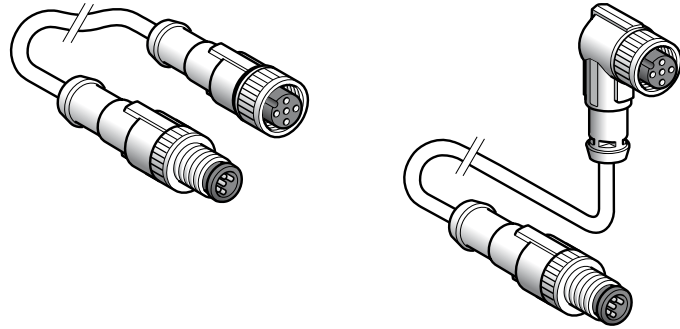


XZCR1509041J●, XZCR1510041J●



OsiSense™ XZ Machine cabling accessories

Jumper cables, M12-M12 and EN 175301-803-A-M12 (1)
PUR cable



Male connector type	M12, 3-pin, straight				
Female connector type	M12, 3-pin, straight	M12, 3-pin, elbowed	M12, 3-pin, straight	M12, 3-pin, elbowed	
Number of conductors	3				
Catalog numbers					
PUR cable (see page 11/4)	1 m (3.3 ft)	XZCR1511040A1	XZCR1512040A1	XZCR1511040E1	XZCR1512040E1
	2 m (6.6 ft)	XZCR1511040A2	XZCR1512040A2	XZCR1511040E2	XZCR1512040E2
Weight	1 m (3.3 ft)	0.065 (0.14)			
	2 m (6.6 ft)	0.095 (0.21)			

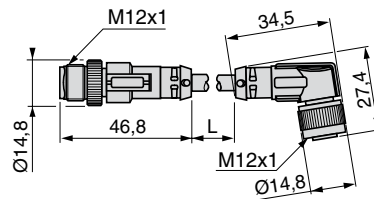
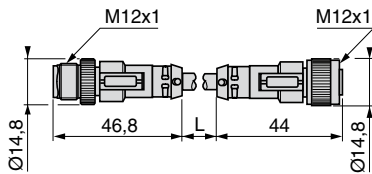
Specifications

Certifications	cULus	
Connection type	Male and female: screw threaded	
Degree of protection	IP67 (with clamping ring correctly tightened)	
Ambient air temperature	Static cable	-35 to +90 °C (-31 to +194 °F)
	Flexing cable	-5 to +90 °C (+23 to +194 °F)
Conductor c.s.a.	3 x 0.34 mm ²	
Cable diameter	5.2 mm	
Nominal voltage	~ 250 V, ~ 300 V	
Nominal current	4 A	
Insulation resistance	> 10 ⁹ Ω	
Contact resistance	≤ 5 mΩ	

Dimensions

XZCR1511040A●, XZCR1511040E●

XZCR1512040A●, XZCR1512040E●

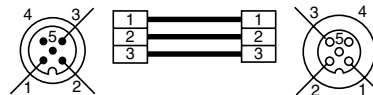
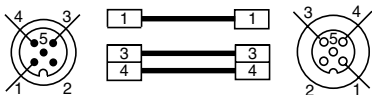


Cable: 1 or 2 m (3.3 or 6.6 ft).

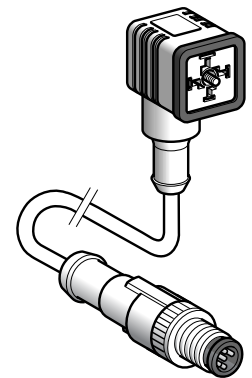
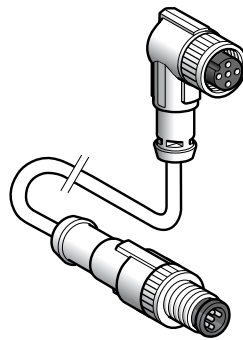
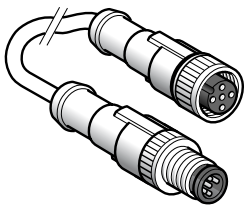
Connections

XZCR1511040A●, XZCR1512040A●

XZCR1511040E●, XZCR1512040E●



(1) EN 175301-803-A: ex-DIN 43650 A.



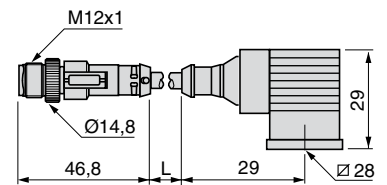
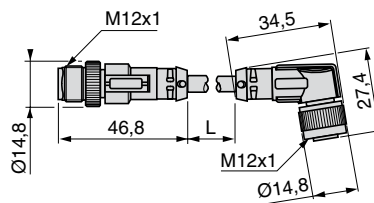
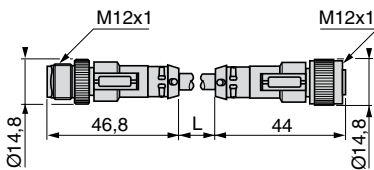
M12, 3-pin, straight	M12, 3-pin, straight	M12, 3-pin, elbowed	M12, 3-pin, straight	M12, 3-pin, elbowed	EN 175301-803-A, elbowed (1)
----------------------	----------------------	---------------------	----------------------	---------------------	------------------------------

3

XZCR1511062B1	XZCR1512062B1	XZCR1511062F1	XZCR1512062F1	XZCR1523062K1
XZCR1511062B2	XZCR1512062B2	XZCR1511062F2	XZCR1512062F2	XZCR1523062K2
0.065 kg (0.14)				0.110 (0.24)
0.095 kg (0.21)				0.140 (0.31)

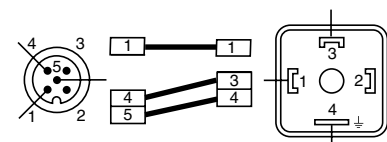
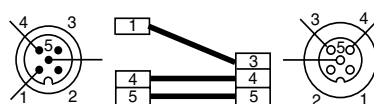
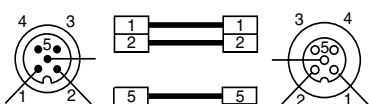
cULus	-
Male and female: screw threaded	
IP67 (with clamping ring correctly tightened)	
-35 to +90 °C (-31 to +194 °F)	
-5 to +90 °C (+23 to +194 °F)	
3 x 0.5 mm ²	3 x 0.50 mm ²
5.2 mm	4.5 mm
~ 30 V, ~ 36 V	
4 A	
> 10 ⁹ Ω	
≤ 5 mΩ	

XZCR1511062B●, XZCR1511062F●	XZCR1512062B●, XZCR1512062F●	XZCR1523062K●
-------------------------------------	-------------------------------------	----------------------



Cable: 1 or 2 m (3.3 or 6.6 ft).

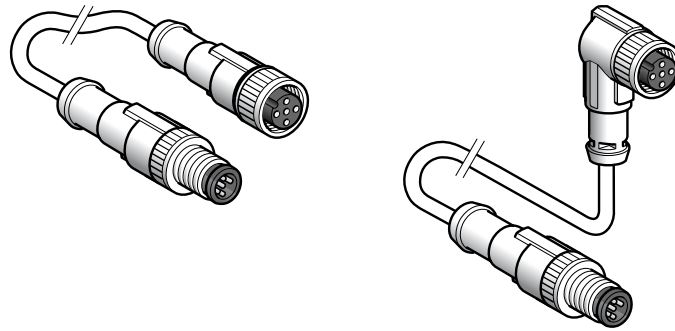
XZCR1511062B●, XZCR1512062B●	XZCR1511062F●, XZCR1512062F●	XZCR1523062K●
-------------------------------------	-------------------------------------	----------------------



(1) EN 175301-803-A: ex-DIN 43650 A.

OsiSense™ XZ Machine cabling accessories

Jumper cables, M12-M12
PUR cable



Male connector type	M12, 4-pin, straight	
Female connector type	M12, 4-pin, straight	M12, 4-pin, elbowed
Number of conductors	4	

Catalog numbers

PUR cable (see page 11/4)	1 m (3.3 ft)	XZCR1511041C1	XZCR1512041C1
	2 m (6.6 ft)	XZCR1511041C2	XZCR1512041C2
Weight, kg (lb)	1 m (3.3 ft)	0.065 (0.14)	
	2 m (6.6 ft)	0.095 (0.21)	

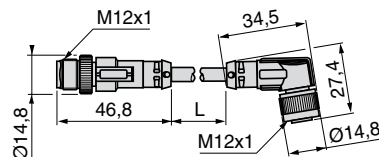
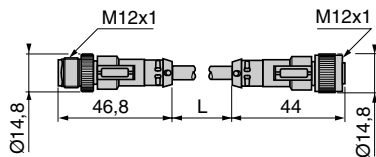
Specifications

Certifications	cULus	
Connection type	Male and female: screw threaded	
Degree of protection	IP67 (with clamping ring correctly tightened)	
Ambient air temperature	Static cable	-35 to +90 °C (-31 to +194 °F)
	Flexing cable	-5 to +90 °C (+23 to +194 °F)
Conductor c.s.a.	4 x 0.34 mm ²	
Cable diameter	5.2 mm	
Nominal voltage	~ 250 V, --- 300 V	
Nominal current	4 A	
Insulation resistance	> 10 ⁹ Ω	
Contact resistance	≤ 5 mΩ	

Dimensions

XZCR1511041C●

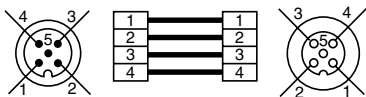
XZCR1512041C●

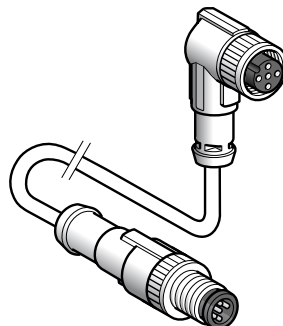
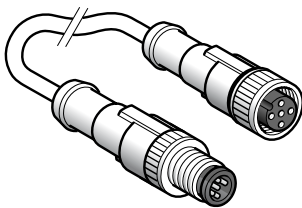


Cable: 1 or 2 m (3.3 or 6.6 ft).

Connections

XZCR1511041C●, XZCR1512041C●





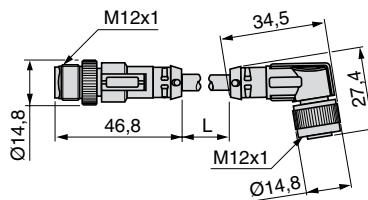
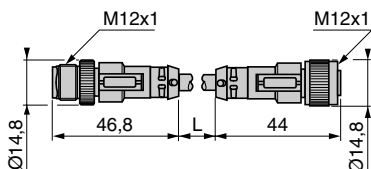
M12, 5-pin, straight	
M12, 5-pin, straight	M12, 5-pin, elbowed
5	

XZCR1511064D1	XZCR1512064D1
XZCR1511064D2	XZCR1512064D2

0.080 (0.18)	
0.130 (0.29)	

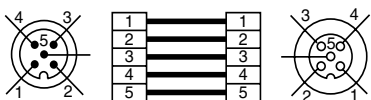
cULus
Male and female: screw threaded
IP67 (with clamping ring correctly tightened)
-35 to +90 °C (-31 to +194 °F)
-5 to +90 °C (23 to +194 °F)
4 x 0.34 mm ² + 1 x 0.5 mm ²
5.9 mm
~ 30 V, ~ 36 V
4 A
> 10 ⁹ Ω
≤ 5 mΩ

XZCR1511064D●	XZCR1512064D●
----------------------	----------------------



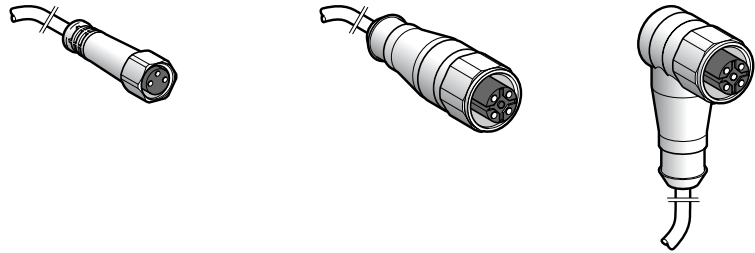
Cable: 1 or 2 m (3.3 or 6.6 ft).

XZCR1511064D●, XZCR1512064D●



OsiSense™ XZ Machine cabling accessories

Pre-wired connectors, Application series
M8, M12 and 1/2"-20UNF
PVC cable



Connector type		Female, M8, straight	Female, M8, straight	Female, M12, straight	Female, M12, elbowed	Female, M12, elbowed
Number of pins		3	4	4	4	5
Catalog numbers						
PVC cable (see page 11/6)	2 m (6.6 ft)	–	–	XZCPA1141L2	XZCPA1241L2	XZCPA1164L2
	5 m (16.4 ft)	XZCPA0566L5	XZCPA0941L5	XZCPA1141L5	XZCPA1241L5	XZCPA1164L5
	10 m (32.8 ft)	XZCPA0566L10	XZCPA0941L10	XZCPA1141L10	XZCPA1241L10	XZCPA1164L10
Weight, kg (lb)	2 m (6.6 ft)	–	–	0.090 (0.20)	0.090 (0.20)	0.110 (0.24)
	5 m (16.4 ft)	0.175 (0.39)	0.200 (0.44)	0.210 (0.46)	0.210 (0.46)	0.250 (0.55)
	10 m (32.8 ft)	0.340 (0.75)	0.400 (0.88)	0.410 (0.90)	0.410 (0.90)	0.485 (1.07)

Specifications

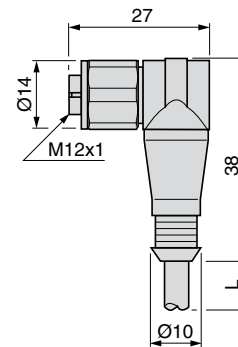
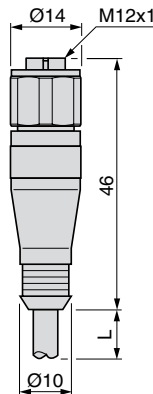
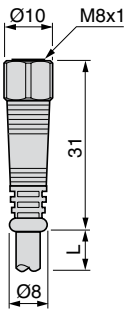
Connection type	Clamping ring: screw threaded, smooth, hexagonal, stainless steel 316L, hand-tightening recommended				
Clamping ring dimension	9 mm (0.35 in.)		14 mm (0.55 in.)		
Degree of protection	IP68		IP69K		
Ambient air temperature	Static cable usage	–25 to +85 °C (–13 to +185 °F)			
Cabling	Cable	Ø5.0 mm	Ø5.3 mm	Ø5.3 mm	Ø5.7 mm
	Conductor c.s.a.	3 x 0.34 mm ²	4 x 0.34 mm ²	4 x 0.34 mm ²	5 x 0.34 mm ²
Nominal voltage	~ 60 V, ~ 75 V		~ 250 V, ~ 300 V		
Nominal current	4 A		4 A		
Insulation resistance	> 10 ⁹ Ω		> 10 ⁹ Ω		
Contact resistance	≤ 5 mΩ		≤ 5 mΩ		

Dimensions

XZCPA0566L●, XZCPA0941L●

XZCPA1141L●

XZCPA1241L●, XZCPA1164L●



Cable: 2, 5, or 10 m (6.6, 16.4, or 32.8 ft).

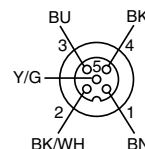
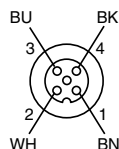
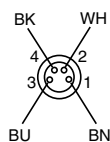
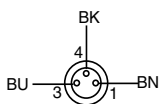
Connections

XZCPA0566L●

XZCPA0941L●

XZCPA1141L●, XZCPA1241L●

XZCPA1164L●



OsiSense™ XZ Machine cabling accessories

Jumper cables, Application series
M8-M12 and M12-M12
PVC cable

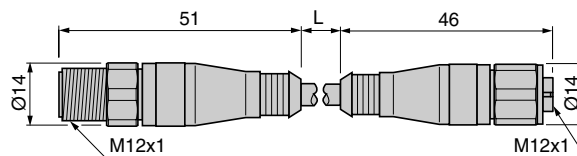
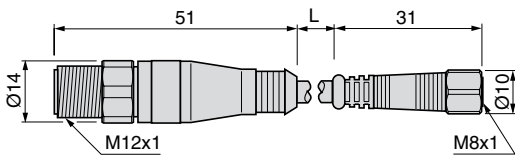


Male connector type	M12, 4-pin, straight	M12, 3-pin, straight	
Female connector type	M8, 4-pin, straight	M12, 3-pin, straight	
Number of conductors	4	3	
Catalog numbers			
PVC cable (see page 11/6)	2 m (6.6 ft)	XZCRA150941J2	XZCRA151140A2
	5 m (16.4 ft)	XZCRA150941J5	XZCRA151140A5
Weight, kg (lb)	2 m (6.6 ft)	0.100 (0.22)	0.095 (0.21)
	5 m (16.4 ft)	0.210 (0.46)	0.200 (0.44)
Specifications			
Certifications	CE		
Connection type	Clamping ring: screw threaded, smooth, hexagonal, stainless steel 316L, hand-tightening recommended		
Clamping ring dimension	14/9 mm (0.55/0.35 in.)	14 mm (0.55 in.)	
Degree of protection	IP68		IP69K
Ambient air temperature	Static cable usage	-25 to +85 °C (-13 to +185 °F)	
Cabling	Cable	Ø5.3 mm	Ø5.0 mm
	Conductor c.s.a.	4 x 0.34 mm ²	3 x 0.34 mm ²
Nominal voltage	~ 60 V, --- 75 V		~ 250 V, --- 300 V
Nominal current	4 A		
Insulation resistance	> 10 ⁹ Ω		
Contact resistance	≤ 5 mΩ		

Dimensions

XZCRA150941J●

XZCRA151140A●

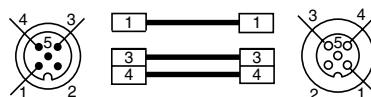
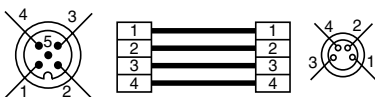


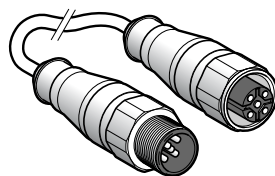
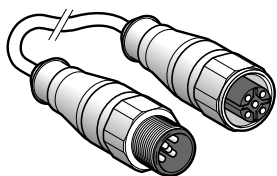
Cable: 2 or 5 m (6.6 or 16.4 ft).

Connections

XZCRA150941J●

XZCRA151140A●





M12, 4-pin, straight	M12, 5-pin, straight
M12, 4-pin, straight	M12, 5-pin, straight
4	5

XZCRA151141C2	XZCRA151164D2
XZCRA151141C5	XZCRA151164D5

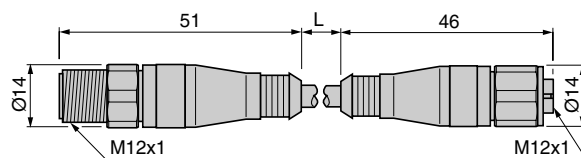
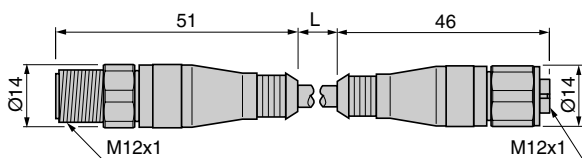
0.105 (0.23)	0.120 (0.26)
0.220 (0.49)	0.260 (0.57)

Clamping ring: screw threaded, smooth, hexagonal, stainless steel 316L, hand-tightening recommended

14 mm (0.55 in.)	
IP69K	
-25 to +85 °C (-13 to +185 °F)	
Ø5.3 mm	Ø5.7 mm
4 x 0.34 mm ²	5 x 0.34 mm ²
~ 250 V, ~ 300 V	
4 A	
> 10 ⁹ Ω	
≤ 5 mΩ	

XZCRA151141C●

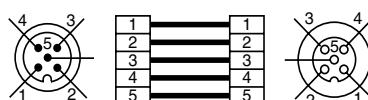
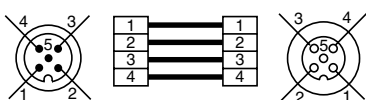
XZCRA151164D●

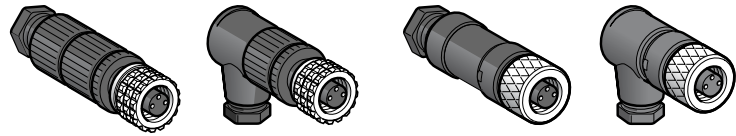


Cable: 2 or 5 m (6.6 or 16.4 ft).

XZCRA151141C●

XZCRA151164D●





Connector type	Female, M8, straight	Female, M8, elbowed	Female, M8, straight	Female, M8, elbowed
Number of pins	3			
Cable connection	By axial IDC (insulation displacement connector)		Solder terminals	

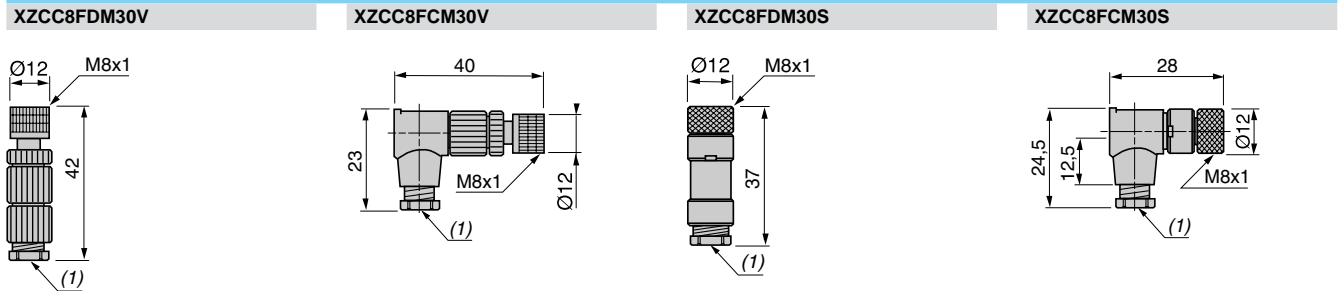
Catalog numbers

Plastic body	Metal clamping ring	XZCC8FDM30V	XZCC8FCM30V	XZCC8FDM30S	XZCC8FCM30S
	Plastic clamping ring	-			
Weight, kg (lb)	0.010 (0.02)				

Specifications

Connection type	Screw threaded (metal clamping ring)	Screw threaded (metal clamping ring)
Degree of protection	IP67 (with clamping ring correctly tightened)	IP67 (with clamping ring correctly tightened)
Ambient air temperature	-25 to +70 °C (-13 to +158 °F)	-40 to +85 °C (-40 to +185 °F)
Cabling	By IDC (insulation displacement connector). Conductor diameter: 1 to 1.55 mm. Cable gland: M9.5 x 1. Maximum clamping capacity: 5 mm.	Solder terminals. Maximum conductor c.s.a.: 0.25 mm ² . Cable gland: M9.5 x 1. Maximum clamping capacity: 5 mm.
LED indicators	-	
Nominal voltage	~ 60 V, ~ 75 V	~ 60 V, ~ 75 V
Nominal current	4 A	4 A
Insulation resistance	> 10 ⁹ Ω	> 10 ⁹ Ω
Contact resistance	≤ 10 mΩ	≤ 5 mΩ

Dimensions



(1) Cable gland: M9.5 x 1.

Connections

XZCC8FDM30●, XZCC8FCM30●



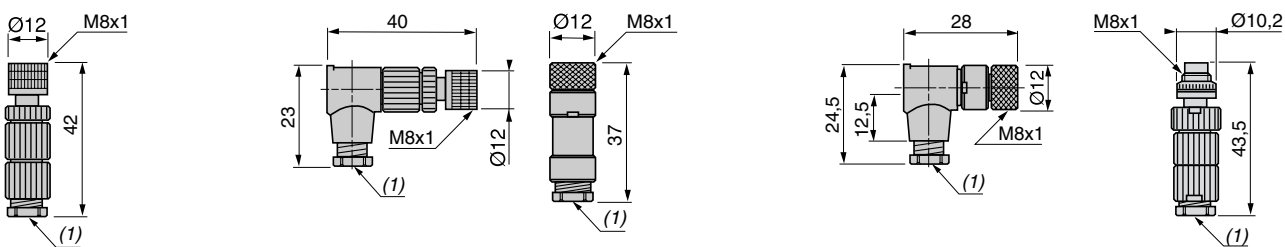


Female, M8, straight	Female, M8, elbowed	Female, M8, straight	Female, M8, elbowed	Male, M8, straight
4				3
By axial IDC (insulation displacement connector)		Solder terminals		By axial IDC (insulation displacement connector)

XZCC8FDM40V	XZCC8FCM40V	XZCC8FDM40S	XZCC8FCM40S	XZCC8MDM30V
--------------------	--------------------	--------------------	--------------------	--------------------

-	-	-	-	-
0.010 (0.02)				
Screw threaded (metal clamping ring)	Screw threaded (metal clamping ring)	Screw threaded (metal clamping ring)	Screw threaded (metal clamping ring)	Screw threaded (metal clamping ring)
IP67 (with clamping ring correctly tightened)	IP67 (with clamping ring correctly tightened)	IP67 (with clamping ring correctly tightened)	IP67 (with clamping ring correctly tightened)	IP67 (with clamping ring correctly tightened)
-25 to +70 °C (-13 to +158 °F)	-40 to +85 °C (-40 to +185 °F)	-40 to +85 °C (-40 to +185 °F)	-40 to +85 °C (-40 to +185 °F)	-40 to +85 °C (-40 to +185 °F)
By IDC. Conductor diameter: 1 to 1.55 mm (0.04 to 0.06 in.). Cable gland: M9.5 x 1. Maximum clamping capacity: 5 mm.	Solder terminals. Maximum conductor c.s.a.: 0.25 mm ² . Cable gland: M9.5 x 1. Maximum clamping capacity: 5 mm.	Solder terminals. Maximum conductor c.s.a.: 0.25 mm ² . Cable gland: M9.5 x 1. Maximum clamping capacity: 5 mm.	Solder terminals. Maximum conductor c.s.a.: 0.25 mm ² . Cable gland: M9.5 x 1. Maximum clamping capacity: 5 mm.	By IDC. Maximum conductor c.s.a.: 0.25 mm ² . Cable gland: M9.5 x 1. Maximum clamping capacity: 5 mm.
-	-	-	-	-
~ 60 V, ≐ 75 V	~ 60 V, ≐ 75 V	~ 60 V, ≐ 75 V	~ 60 V, ≐ 75 V	~ 60 V, ≐ 75 V
4 A	4 A	4 A	4 A	4 A
> 10 ⁹ Ω	> 10 ⁹ Ω	> 10 ⁹ Ω	> 10 ⁹ Ω	> 10 ⁹ Ω
≤ 10 mΩ	≤ 5 mΩ	≤ 5 mΩ	≤ 5 mΩ	≤ 5 mΩ

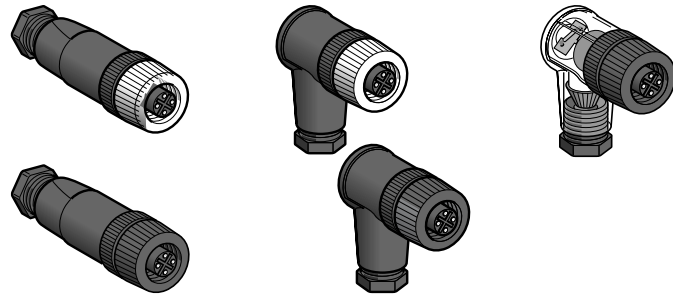
XZCC8FDM40V	XZCC8FCM40V	XZCC8FDM40S	XZCC8FCM40S	XZCC8MDM30V
--------------------	--------------------	--------------------	--------------------	--------------------



(1) Cable gland: M9.5 x 1.

XZCC8FDM40●, XZCC8FCM40●	XZCC8MDM30V
---------------------------------	--------------------



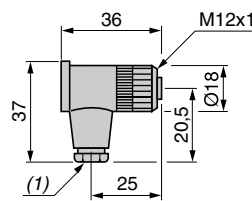
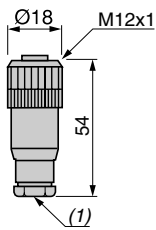


Connector type	Female, M12, straight	Female, M12, elbowed	Female, M12, elbowed
Number of pins	4		
Cable connection	Screw terminals		

Catalog numbers				
Plastic body	Metal clamping ring	XZCC12FDM40B	XZCC12FCM40B	–
	Plastic clamping ring	XZCC12FDP40B	XZCC12FCP40B	XZCC12FCP42B
Weight, kg (lb)	0.020 (0.04)			

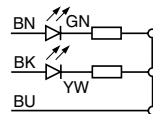
Specifications	
Connection type	Screw threaded (plastic or metal clamping ring, depending on the model)
Degree of protection	IP67 (with clamping ring correctly tightened)
Ambient air temperature	–40 to +85 °C (–40 to +185 °F)
Cabling	Screw terminals. Maximum conductor c.s.a.: 0.75 mm ² . Cable gland: n° 7 plastic (Pg 7). Clamping capacity: 3 to 6 mm.
LED indicators	–
Nominal voltage	~ 125 V, ~ 150 V
Nominal current	3 A
Insulation resistance	> 10 ¹² Ω
Contact resistance	≤ 8 mΩ

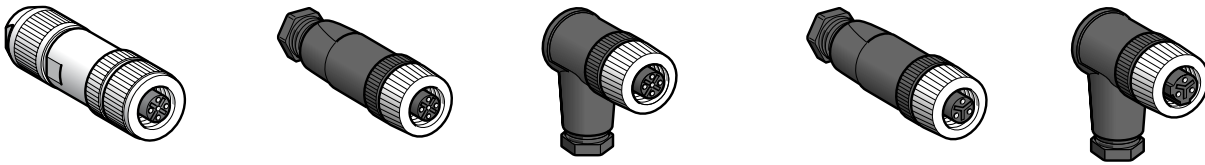
Dimensions	
XZCC12FD●40B	XZCC12FC●40B, XZCC12FCP42B



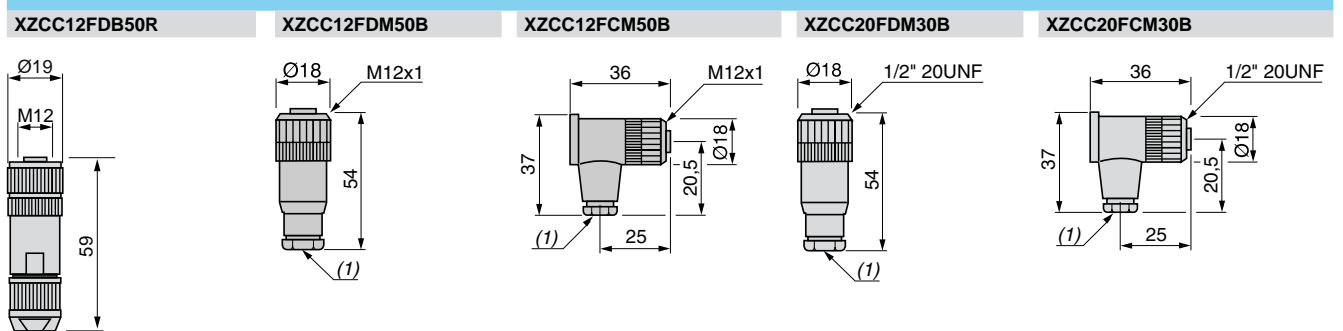
(1) Cable gland: n° 7 plastic (Pg 7).

Connections	
XZCC12FD●40B, XZCC12FC●40B, XZCC12FCP42B	LED connection for XZCC12FCP42B



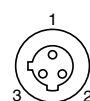


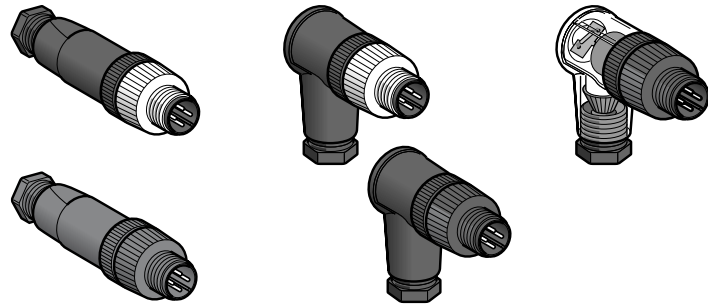
Female, M12, straight, shielded	Female, M12, straight	Female, M12, elbowed	Female, 1/2"-20UNF, straight	Female, 1/2"-20UNF, elbowed
5	5		3	
Spring terminals	Screw terminals			
XZCC12FDB50R	XZCC12FDM50B	XZCC12FCM50B	XZCC20FDM30B	XZCC20FCM30B
-	-			
0.050 (0.11)	0.020 (0.04)			
Screw threaded (metal clamping ring)				
IP67 (with clamping ring correctly tightened)			IP67 (with clamping ring correctly tightened)	
-40 to +85 °C (-40 to +185 °F)			-40 to +85 °C (-40 to +185 °F)	
Spring terminals. Maximum conductor c.s.a.: 0.5 mm ² . Clamping capacity: 4 to 8 mm.	Screw terminals. Maximum conductor c.s.a.: 0.75 mm ² . Cable gland: n° 7 plastic (Pg 7). Clamping capacity: 3 to 6 mm.			
-	-		-	
~ 30 V, --- 36 V	~ 30 V, --- 36 V		~ 250 V	
4 A	3 A		4 A	
> 10 ¹² Ω	> 10 ¹² Ω		> 10 ¹² Ω	
≤ 8 mΩ	≤ 8 mΩ		≤ 8 mΩ	



(1) Cable gland: n° 7 plastic (Pg 7).

XZCC12FDB50R, XZCC12F•M50B | **XZCC20F•M30B**



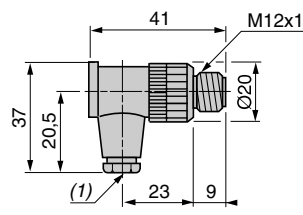
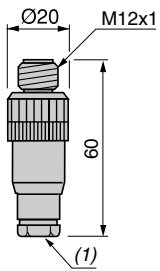


Connector type	Male, M12, straight	Male, M12, elbowed	Male, M12, elbowed
Number of pins	4		
Cable connection	Screw terminals		

Catalog numbers				
Plastic body	Metal clamping ring	XZCC12MDM40B	XZCC12MCM40B	–
	Plastic clamping ring	XZCC12MDP40B	XZCC12MCP40B	XZCC12MCP42B
Weight, kg (lb)	0.025 (0.06)			

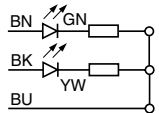
Specifications	
Connection type	Screw threaded (plastic or metal clamping ring, depending on the model)
Degree of protection	IP67 (with clamping ring correctly tightened)
Ambient air temperature	–40 to +85 °C (–40 to +185 °F)
Cabling	Screw terminals. Maximum conductor c.s.a.: 0.75 mm ² . Cable gland: n° 7 plastic (Pg 7). Clamping capacity: 3 to 6 mm.
LED indicators	–
Nominal voltage	~ 125 V, ~ 150 V
Nominal current	3 A
Insulation resistance	> 10 ¹² Ω
Contact resistance	≤ 8 mΩ

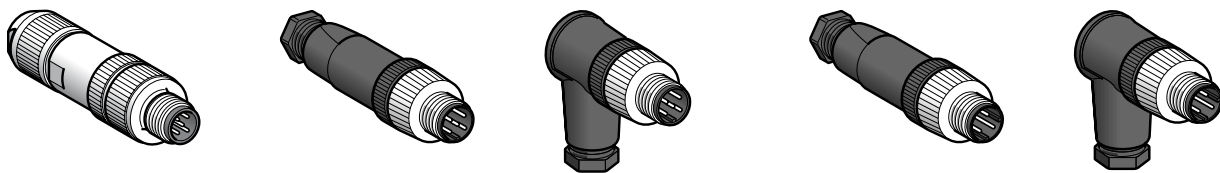
Dimensions	
XZCC12MD●40B	XZCC12MC●40B, XZCC12MCP42B



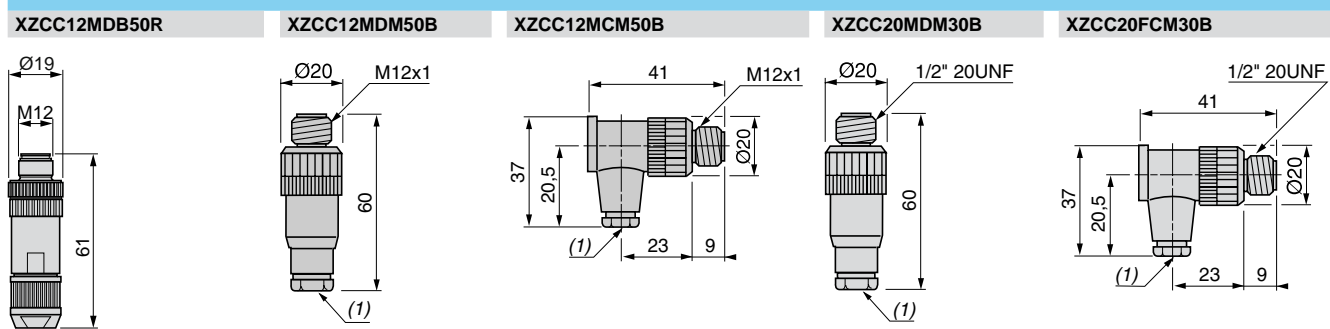
(1) Cable gland: n° 7 plastic (Pg 7).

Connections	
XZCC12MD●40B, XZCC12MC●40B, XZCC12MCP42B	LED connection for XZCC12MCP42B






Male, M12, straight, shielded	Male, M12, straight	Male, M12, elbowed	Male, 1/2"-20UNF, straight	Male, 1/2"-20UNF, elbowed
5	5		3	
Spring terminals	Screw terminals			
XZCC12MDB50R	XZCC12MDM50B	XZCC12MCM50B	XZCC20MDM30B	XZCC20MCM30B
-	-			
0.050 (0.11)	0.025 (0.06)			
Screw threaded (metal clamping ring)				
IP67 (with clamping ring correctly tightened)				
-40 to +85 °C (-40 to +185 °F)				
Spring terminals. Maximum conductor c.s.a.: 0.5 mm ² . Clamping capacity: 4 to 8 mm.	Screw terminals. Maximum conductor c.s.a.: 0.75 mm ² . Cable gland: n° 7 plastic (Pg 7). Clamping capacity: 3 to 6 mm.			
-	-		-	
~ 30 V, --- 36 V	~ 30 V, --- 36 V		~ 250 V	
4 A	3 A		4 A	
> 10 ¹² Ω	> 10 ¹² Ω		> 10 ¹² Ω	
≤ 8 mΩ	≤ 8 mΩ		≤ 8 mΩ	



(1) Cable gland: n° 7 plastic (Pg 7).

XZCC12MDB50R, XZCC12M●M50B | **XZCC20M●M30B**





Connector type	Female, M18, straight	Female, M18, elbowed
Number of pins	4	
Cable connection	Screw terminals	

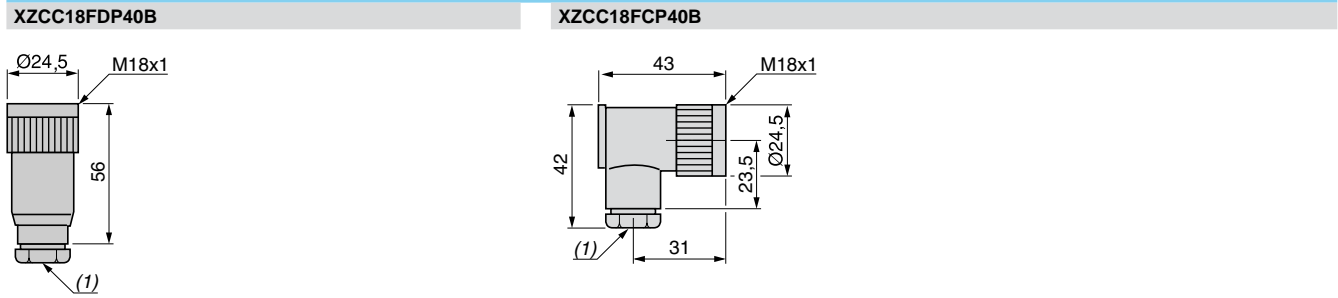
Catalog numbers

Plastic body	Metal clamping ring	–	
	Plastic clamping ring	XZCC18FDP40B	XZCC18FCP40B
Weight, kg (lb)	0.035 (0.08)		

Specifications

Connection type	Screw threaded (plastic clamping ring)
Degree of protection	IP65 (with clamping ring correctly tightened)
Ambient air temperature	–40 to +85 °C (–40 to +185 °F)
Cabling	Screw terminals. Maximum conductor c.s.a.: 1.5 mm ² . Cable gland: n° 9 plastic (Pg 9). Clamping capacity: 5 to 8 mm.
LED indicators	–
Nominal voltage	~ 250 V
Nominal current	16 A
Insulation resistance	> 10 ¹² Ω
Contact resistance	≤ 10 mΩ

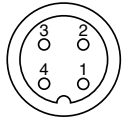
Dimensions

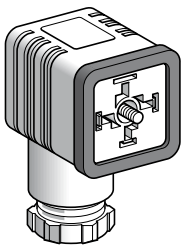


(1) Cable gland: n° 9 plastic (Pg 9).

Connections

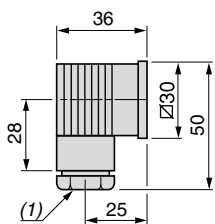
XZCC18F●P40B





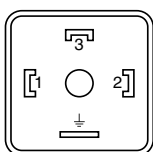
Female, EN 175301-803-A (ex-DIN 43650 A), elbowed
4
Screw terminals
XZCC43FCP40B
-
0.035 (0.08)
With locking screw
IP65 (with connector correctly locked)
-40 to +125 °C (-40 to +257 °F)
Screw terminals. Maximum conductor c.s.a.: 1.5 mm ² . Cable gland: n° 11 plastic (Pg 11). Clamping capacity: 7 to 10 mm.
-
~ 250 V
16 A
> 10 ⁸ Ω
≤ 4 mΩ

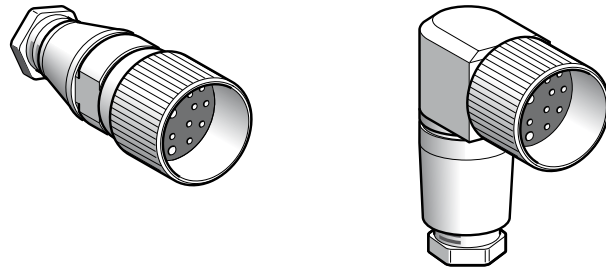
XZCC43FCP40B



(1) Cable gland: n° 11 plastic (Pg 11).

XZCC43FCP40B



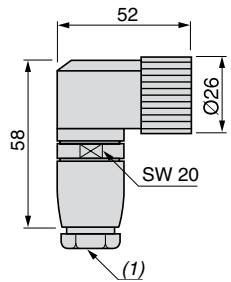
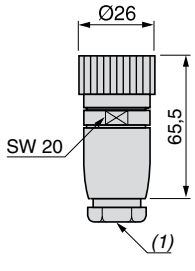


Connector type	Female, M23, straight	Female, M23, elbowed
Number of pins	19	
Cable connection	Solder terminals	

Catalog numbers			
Metal body and metal clamping ring	Contacts numbered anti-clockwise	XZCC23FDM190S	XZCC23FCM190S
Weight, kg (lb)		0.080 (0.18)	0.150 (0.33)

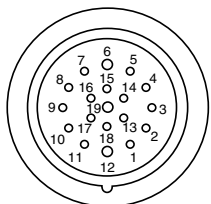
Specifications	
Connection type	Screw threaded (metal clamping ring)
Degree of protection	IP65 (with clamping ring correctly tightened)
Ambient air temperature	-25 to +110 °C (-13 to +230 °F)
Cabling	Solder terminals. Maximum conductor c.s.a.: 1 mm². Cable gland: n° 13 metal (Pg 13.5). Clamping capacity: 9 to 12 mm.
LED indicators	-
Nominal voltage	~ 60 V, --- 75 V
Nominal current	7.5 A
Insulation resistance	> 10 ¹⁶ Ω
Contact resistance	≤ 5 mΩ

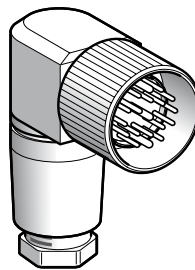
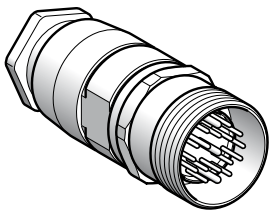
Dimensions	
XZCC23FDM190S	XZCC23FCM190S



(1) Cable gland: n° 13 metal (Pg 13.5).

Connections	
XZCC23F●M190S	





Male, M23, straight | Male, M23, elbowed (compatible with enclosure feed-throughs ABE 7ACC82)

19

Solder terminals

XZCC23MDM190S

XZCC23MCM190S

0.080 (0.18)

0.150 (0.33)

Screw threaded (metal clamping ring)

IP65 (with clamping ring correctly tightened)

-25 to +110 °C (-13 to +230 °F)

Solder terminals.
Maximum conductor c.s.a.: 1 mm².
Cable gland: n° 13 metal (Pg 13.5).
Clamping capacity: 9 to 12 mm.

-

~ 60 V, --- 75 V

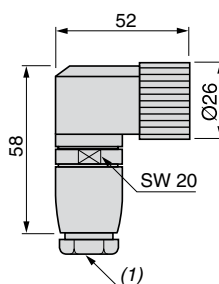
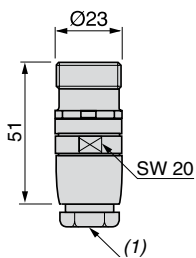
7.5 A

> 10¹⁶ Ω

≤ 5 mΩ

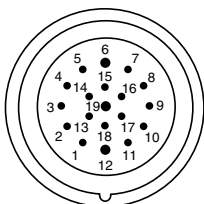
XZCC23MDM190S

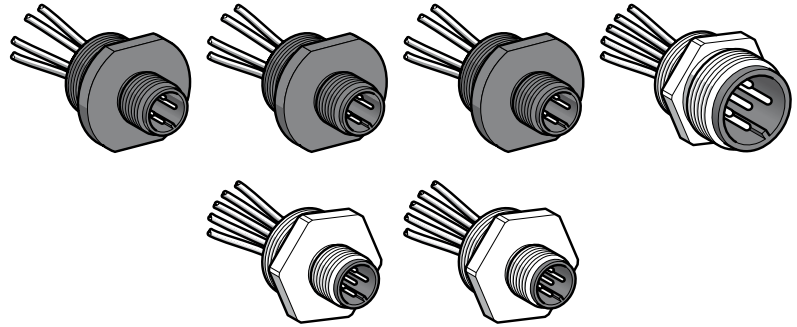
XZCC23MCM190S



(1) Cable gland: n° 13 metal (Pg 13.5).

XZCC23M●M190S



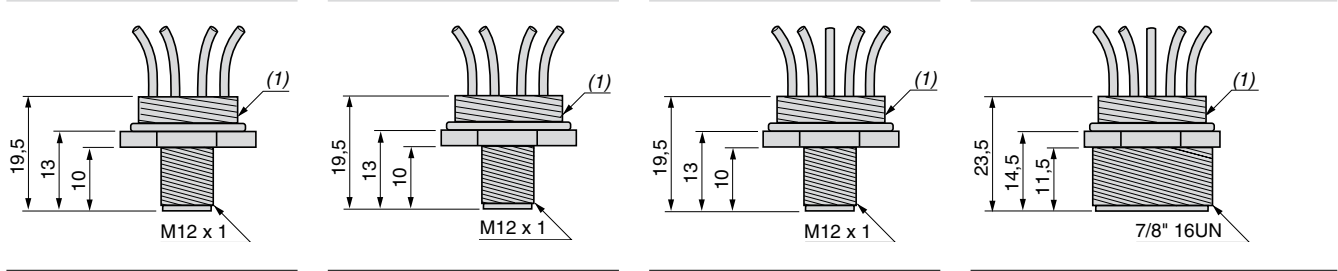


Type of 5-pin connector	M12, male		7/8"-16UN, male	
Size of tapped hole	11 (Pg 11)	13 (Pg 13.5)	M20 x 1.5	13 (Pg 13.5)

Catalog numbers				
4-wire connector adapters, plastic body	XZCE11P124M	XZCE13P124M	XZCE03P124M	–
5-wire connector adapters, metal body	–	XZCE13M125M	XZCE03M125M	XZCE13M785M
Weight, kg (lb)	0.020 (0.04)	0.020 (0.04) (4-wire), 0.025 (0.06) (5-wire)		0.050 (0.11)

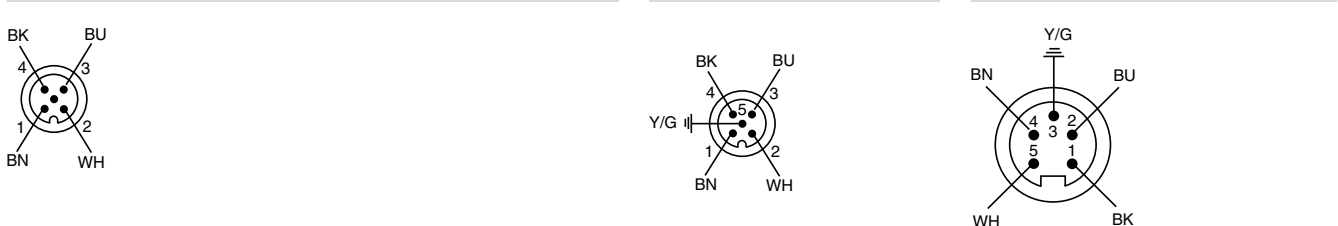
Specifications				
Connection type	Screw threaded			
Degree of protection	IP67			
Ambient air temperature	–25 to +80 °C (–13 to +176 °F)			
Cabling	Via 100 mm (3.94 in.) long wires			
Conductor c.s.a.	4 x 0.34 mm ²	XZCE●3P124M: 4 x 0.34 mm ² XZCE●3M125M: 4 x 0.34 mm ² + 1 x 0.5 mm ²		5 x 1 mm ²
Nominal voltage	~ 250 V, ≐ 300 V	XZCE●3P124M: ~ 250 V, ≐ 300 V XZCE●3M125M: ~ 30 V, ≐ 36 V		~ 250 V, ≐ 300 V
Nominal current	4 A			6 A
Insulation resistance	> 10 ⁹ Ω			
Contact resistance	≤ 5 mΩ			

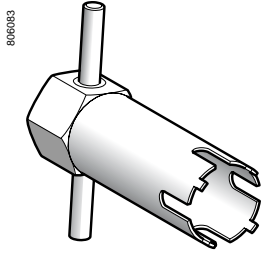
Dimensions



(1) Thread size 11. (1) Thread size 13 or M20 x 1.5. (1) Thread size 13 or M20 x 1.5. (1) Thread size 13.

Connections

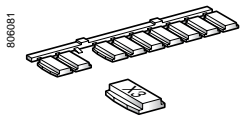




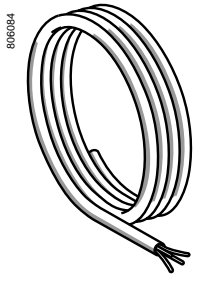
XZCG0223



XZLG102



XZLG101



XZCB4L



DE9RA1012



DE9PEM20010

Accessories			
Description	Unit catalog number	Weight kg (lb)	
Mounting tool for M23 connector	XZCG0223	0.120 (0.26)	
Blanking plugs for M12 female connectors (Sold in lots of 10)	XZLG102	0.005 (0.01)	
Markers for splitter boxes (Strips of 10 units)	XZLG101	0.010 (0.02)	
PvR cables, 4 x 0.5 mm² (see specifications, page 11/5)	25 m (82.0 ft)	XZCB4L0025	1.115 (2.46)
	50 m (164.0 ft)	XZCB4L0050	2.220 (4.89)
	100 m (328.1 ft)	XZCB4L0100	4.490 (9.90)

Conduit adapters							
Description	Threaded outside sleeve	Tapped inside sleeve	Mounting nut?	Sold in lots of	Material	Catalog number	Weight kg (lb)
Cable gland	Pg 13.5	Rubber grommet	Y	10	Plastic	DE9PEM20010	0.01 (0.02)
Conduit adapter	CM10 (Pg 11)	1/2"-14 NPT	N	1	Zamak	DE9RA1012	0.11 (0.24)
Conduit adapter	CM10 (Pg 11)	1/2"-14 NPT	Y	10	Zamak	DE9RA10121	0.11 (0.24)
Conduit adapter	CM12 (Pg 13.5)	1/2"-14 NPT	N	10	Zamak	DE9RA1212	0.11 (0.24)
Conduit adapter	CM12 (Pg 13.5)	1/2"-14 NPT	Y	10	Zamak	DE9RA12121	0.11 (0.24)
Conduit adapter	CM20	1/2"-14 NPT	N	10	Zamak	DE9RA2012	0.11 (0.24)

The **DE9RA** series of conduit adapters are made of Zamak and come with rubber grommet to provide a watertight seal. No tools are required to mount the adapter to a threaded hole, since the DE9 has a knurled round outer shape to allow for hand-tightening. An optional mounting nut is available so you can use the adapters with devices that have blank, unthreaded metric holes.

The **DE9PEM** style is a plastic cable gland used to fasten a cable to a device with an unthreaded hole. Rubber grommets create a watertight seal between the device and the cable.

Introduction

Passive ABE9 splitter boxes for M12 connectors make it possible to eliminate long and difficult cabling operations. Due their modularity and their dimensions, they are the ideal solution for a wide variety of customer applications.

Connection to the processing unit can be made either by connector or by multicore cable of different lengths.

IP67 protection allows these products to be used within processes or machines in harsh environments (splashing water, oil, dust, etc.).

The splitter boxes, available in 4 or 8 channel versions, allow connection of up to 16 signals maximum, depending on the version (2 per channel).

The specifications of ABE9 splitter boxes C12 are as follows:

- Connection of sensors and actuators using M12, 5-pin connectors.

- Modularity: 4 or 8 channels.

- Mounting system and connection to the processing unit conforming to market standards:

- mounting centers,

- M23, 19-pin connector, enabling the use of pre-formed cables in order to reduce installation time and the risk of error,

- multicore cable, 5 or 10 m. The splitter box, consisting of a connection cover fitted with plug-in terminals, provides considerable flexibility for:

- the replacement of damaged parts,

- modification of cable length.

Base units ABE9C12●●L●● enable the use of 2 separate commons which, for example, can be used for the management of an emergency stop. This function is accessible beneath the terminal cover using 2 removable links. If both links are removed, the 2 supplies become independent.

The use of a Y-connector allows 2 signals to be connected to the same M12 channel on the splitter box.

Example: splitter box ABE9C1281 (8 channels) enables the connection of 16 signals to the processing unit.

The Y-connector is available in 2 versions:


- M12-M12 for connection of two M12 connectors to a single M12 channel on the splitter box,

- M8-M12 for connection of two M8 connectors to a single M12 channel on the splitter box.

Complete catalog number	= Splitter box only	+ Connector with cable
ABE9C1240L05	= ABE9C1240M	+ ABE9XCA1405
ABE9C1240L10	= ABE9C1240M	+ ABE9XCA1410
ABE9C1241L05	= ABE9C1241M	+ ABE9XCA1405
ABE9C1241L10	= ABE9C1241M	+ ABE9XCA1410
ABE9C1280L05	= ABE9C1280M	+ ABE9XCA1805
ABE9C1280L10	= ABE9C1280M	+ ABE9XCA1810
ABE9C1281L05	= ABE9C1281M	+ ABE9XCA1805
ABE9C1281L10	= ABE9C1281M	+ ABE9XCA1810

Connector only

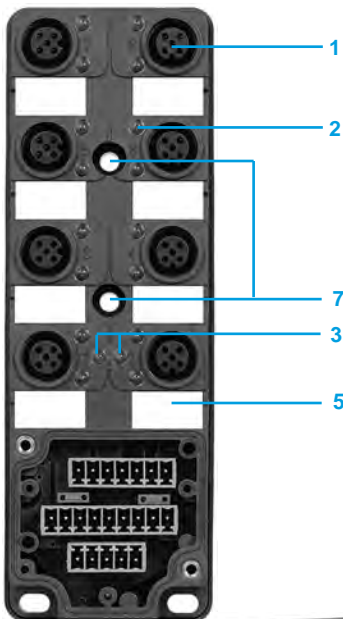
ABE9CM12C



Description


Passive ABE9 splitter boxes C12●●C23 have the following on the front face:

- 1 4 or 8 M12 female connectors (depending on the model) for connection of sensors and actuators (2 channels per connector).
- 2 8 or 16 channel status indicator lights (depending on the model).
- 3 1 Power On indicator light on the splitter box (depending on the model).
- 4 1 M23, 19-pin male connector.
- 5 4 or 8 channel marker labels.
- 6 1 splitter box marker label.
- 7 Splitter box mounting holes.



Passive ABE9 splitter boxes C12●●L●● have the following on the front face:

- 1 4 or 8 M12 female connectors (depending on the model) for connection of sensors and actuators (2 channels per connector).
- 2 8 or 16 channel status indicator lights (depending on the model).
- 3 2 Power On indicator lights on the splitter box (depending on the model).
- 4 1 removable connection cover fitted with plug-in terminals.
- 5 4 or 8 channel marker labels.
- 6 1 splitter box marker label.
- 7 Splitter box mounting holes.



Splitter box type		ABE9C12●0C23	ABE9C12●1C23	ABE9C12●0L●●, ABE9C12●0M	ABE9C12●1L●●, ABE9C12●1M
Environmental specifications					
Product certifications		cULus			
Temperature	Operation	°C (°F)	- 20 to +80 (- 4 to +176)		
	Storage	°C (°F)	- 40 to +85 (- 40 to +185)		
Degree of protection	Conforming to IEC 529		IP67		
Vibration resistance	Conforming to IEC 68-2-6, test Fc	Hz	10–57 (constant amplitude = 1.5 mm) 57–150 (constant acceleration = 0.20 gn)		
Shock resistance	Conforming to IEC/EN 68-2-2		30 gn, 11 ms		
Insulation group	VDE 0110		Category 3		
Mounting			All positions		
Mechanical mounting			M4 screw mounting		
Channel specifications					
Number of channels		4 or 8 (depending on the model)			
Type of connection per channel		M12, 5-pin female connectors			
Nominal voltage		~ V	24		
Current per channel		A	4 maximum		
Contact resistance		m Ω	5		
Power supply status indication		–	Green LED	–	Green LED
Channel status indication		–	Yellow LED	–	Yellow LED
Connection specifications					
Type of connection		M23, 19-pin male connector	Multicore cable		
Total current in commons	1 mm ² supply wire	A	16		
	0.75 mm ² supply wire	A	12		
Separation of commons		Without	Without or with (by removing links BR1 and BR2)		

Substitution table

Old range	New range
Splitter boxes with connection by M23 connector	
XZLC1241C3	ABE9C1241C23
XZLC1240C3	ABE9C1240C23
XZLC1281C3	ABE9C1281C23
XZLC1280C3	ABE9C1280C23
Splitter boxes with connection by cable	
XZLC1241L5	ABE9C1241L05
XZLC1240L5	ABE9C1240L05
XZLC1241L10	ABE9C1241L10
XZLC1240L10	ABE9C1240L10
XZLC1281L5	ABE9C1281L05
XZLC1280L5	ABE9C1280L05
XZLC1281L10	ABE9C1281L10
XZLC1280L10	ABE9C1280L10
Accessories	
XZLG102	FTXCM12B
XZLC1220C1	FTXCY1212



ABE9C124●C2:



ABE9C128●C2



ABE9C124●L●



ABE9C128●L●



ABE9C128●M



ABE9XCA1●●



Catalog Numbers

Splitter boxes with connection by M23 connector

Number of channels	Connection by	LED indicator	Catalog number	Weight kg (lb)
4	4 x M12 female connectors	With	ABE9C1241C23	0.080 (0.200)
		Without	ABE9C1240C23	0.080 (0.200)
8	8 x M12 female connectors	With	ABE9C1281C23	0.140 (0.300)
		Without	ABE9C1280C23	0.140 (0.300)

Splitter boxes with connection by cable

Number of channels	Connection by	Length m	LED indicator	Catalog number	Weight kg (lb)
4	4 x M12 female connectors	5	With	ABE9C1241L05	0.680 (1.500)
			Without	ABE9C1240L05	0.680 (1.500)
		10	With	ABE9C1241L10	1.700 (3.700)
			Without	ABE9C1240L10	1.700 (3.700)
8	8 x M12 female connectors	5	With	ABE9C1281L05	1.610 (3.500)
			Without	ABE9C1280L05	1.610 (3.500)
		10	With	ABE9C1281L10	3.060 (6.700)
			Without	ABE9C1280L10	3.060 (6.700)

Splitter boxes only, M12

Number of channels	For use with connector terminal	with cable	LED indicator	Catalog number	Weight kg (lb)
4	ABE9CM12C	ABE9XCA14●●	With	ABE9C1241M	0.060 (0.100)
			Without	ABE9C1240M	0.060 (0.100)
8	ABE9CM12C	ABE9XCA18●●	With	ABE9C1281M	0.100 (0.200)
			Without	ABE9C1280M	0.100 (0.200)

Separate components

Type	No. of channels	For use with splitter box	Length m	Catalog number	Weight kg (lb)
Terminal block connector (1)	-	ABE9C124●M	-	ABE9CM12C	0.040 (0.088)
		ABE9C128●M	-	ABE9CM12C	0.040 (0.088)
Connectors with cable	4	ABE9C124●M	5	ABE9XCA1405	1.060 (2.300)
			10	ABE9XCA1410	2.080 (4.600)
	8	ABE9C128●M	5	ABE9XCA1805	1.510 (3.300)
			10	ABE9XCA1810	2.240 (4.900)

Accessories

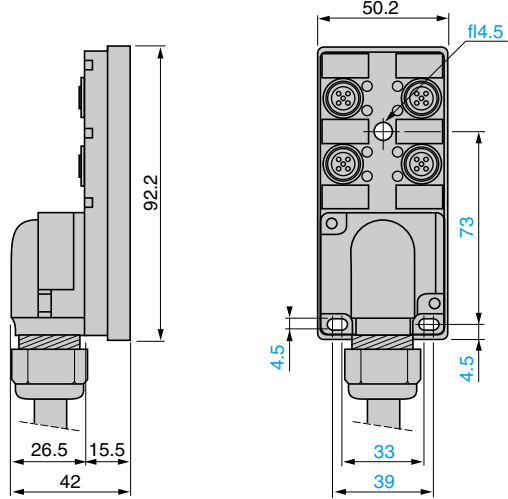
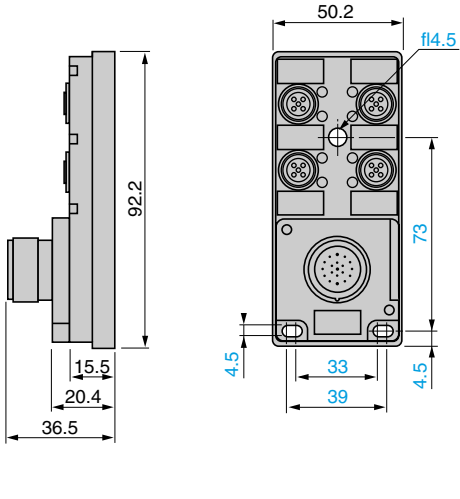
Description	Composition	Catalog number	Weight kg (lb)
Sealing plugs	For M8 connector (lot of 10)	FTX CM08B	0.100 (0.200)
	For M12 connector (lot of 10)	FTX CM12B	0.100 (0.200)
Y-connectors	Connection of 2 x M8 connectors to M12 connector on splitter box	FTX CY1208	0.020 (0.044)
	Connection of 2 x M12 connectors to M12 connector on splitter box	FTX CY1212	0.030 (0.066)
Marker labels	Lot of 12	ABE9XLA10	-

(1) To be cabled by user.

Dimensions

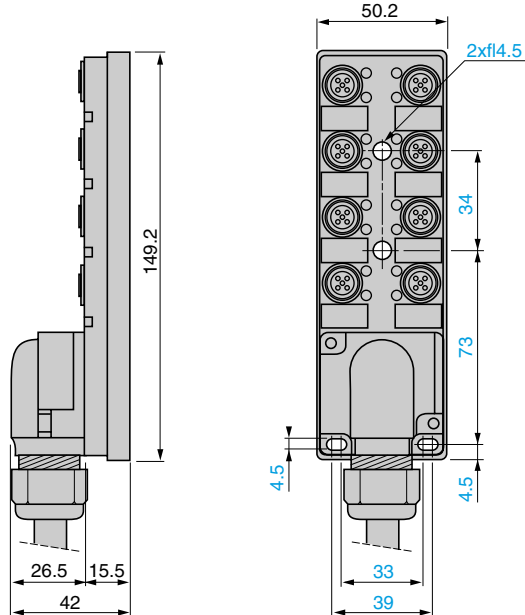
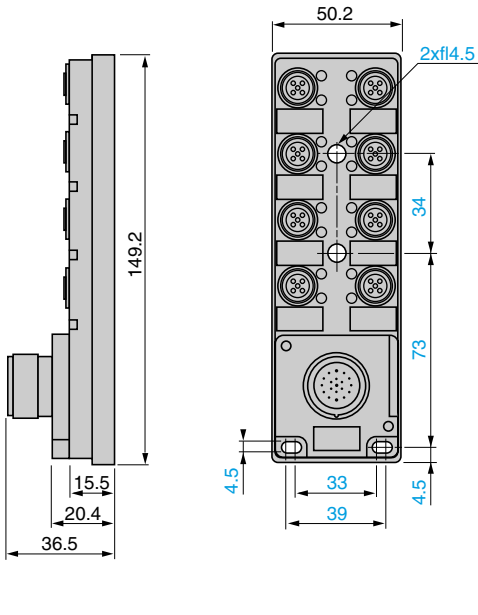
ABE9C124●C23

ABE9C124●L●●



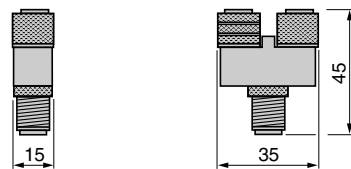
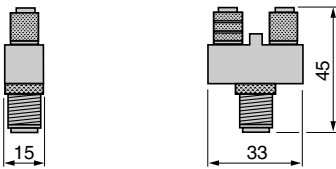
ABE9C128●C23

ABE9C128●L●●



FTX CY1208

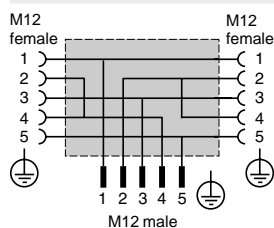
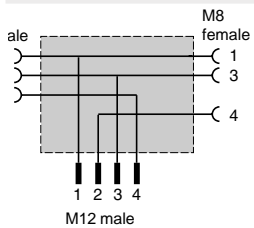
FTX CY1212



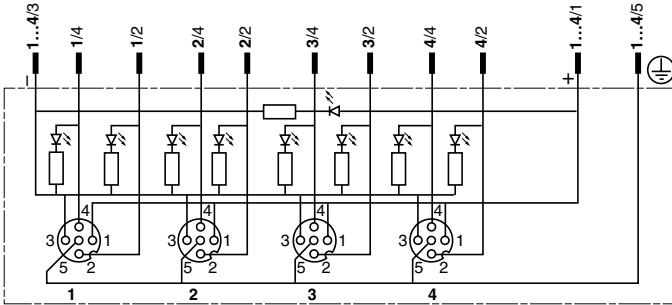
Y-connector connection

FTX CY1208

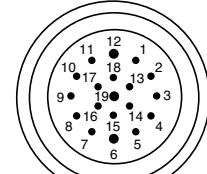
FTX CY1212



ABE9C124●C23

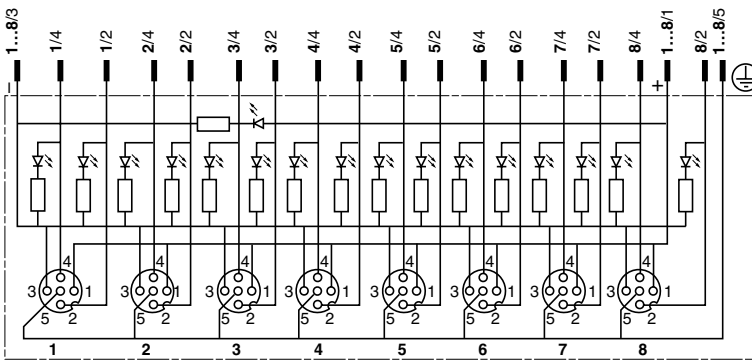


Item	Contact
1/4	15
1/2	7
2/4	5
2/2	4
3/4	16
3/2	8
4/4	3
4/2	14
1 and 3/1	19
2 and 4/1	19
1 and 3/3	6
2 and 4/3	6
1 to 4/5	12

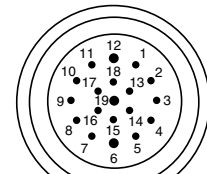


M23 connector

ABE9C128●C23

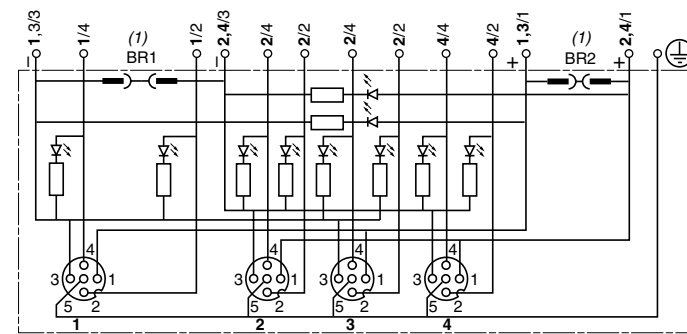


Item	Contact
1/4	15
1/2	7
2/4	5
2/2	4
3/4	16
3/2	8
4/4	3
4/2	14
5/4	17
5/2	9
6/4	2
6/2	13
7/4	11
7/2	10
8/4	1
8/2	18
1, 3, 5 & 7/1	19
2, 4, 6 & 8/1	19
1, 3, 5 & 7/3	6
2, 4, 6 & 8/3	6
1 to 8/5	12

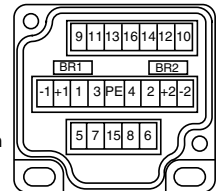


M23 connector

ABE9C124●L●●

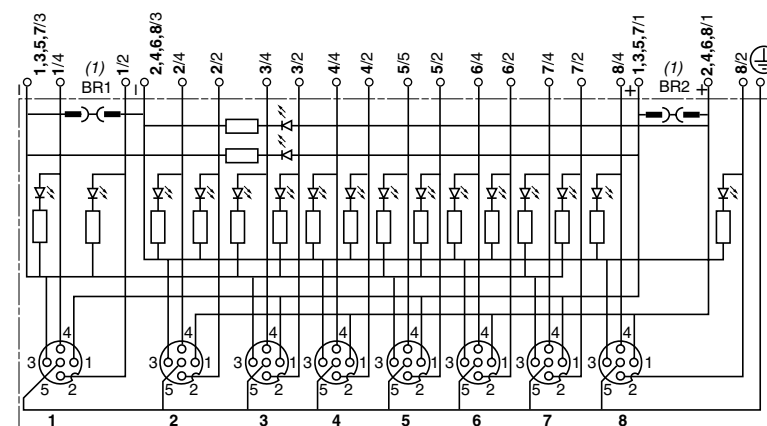


Item	Terminal	Wire
1/4	1	White
1/2	9	Gray/pink
2/4	2	Green
2/2	10	Red/blue
3/4	3	Yellow
3/2	11	White/green
4/4	4	Gray
4/2	12	Brown/green
1 and 3/1	+1	Brown 1
2 and 4/1	+2	Brown 2
1 and 3/3	-1	Blue 1
2 and 4/3	-2	Blue 2
1 to 4/5	PE	Green/yellow

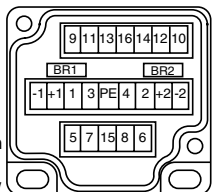


(1) BR1 and BR2: removable link.

ABE9C128●L●●



Item	Terminal	Wire
1/4	1	White
1/2	9	Gray/pink
2/4	2	Green
2/2	10	Red/blue
3/4	3	Yellow
3/2	11	White/green
4/4	4	Gray
4/2	12	Brown/green
5/4	5	Pink
5/2	13	White/yellow
6/4	6	Red
6/2	14	Yellow/brown
7/4	7	Black
7/2	15	White/gray
8/4	8	Violet
8/2	16	Gray/brown
1, 3, 5 & 7/1	+1	Brown 1
2, 4, 6 & 8/1	+2	Brown 2
1, 3, 5 & 7/3	-1	Blue 1
2, 4, 6 & 8/3	-2	Blue 2
1 to 8/5	PE	Green/yellow



(1) BR1 and BR2: removable links.

IP67 passive splitter boxes

Telefast™ ABE9 splitter boxes
